

AGENDA
EL DORADO HILLS COUNTY WATER DISTRICT
(FIRE DEPARTMENT)
BOARD OF DIRECTORS
SEVEN HUNDRED FIFTY FOURTH MEETING
Thursday, January 19, 2017
6:00 p.m.
(1050 Wilson Blvd., El Dorado Hills, CA)

- I. Call to Order and Pledge of Allegiance
- II. Consent Calendar (All matters on the Consent Calendar are to be approved by one motion unless a Board member requests separate action on a specific item.)
 - A. Approve Minutes of the 753rd Board meeting held December 22, 2016
 - B. Approve Financial Statements for December 2016

End Consent Calendar
- III. Presentation
 - A. Presentation to retired Board member John Hidahl
 - B. Water Rescue Presentation
- IV. Oral Communications
 - A. EDH Professional Firefighters
 - B. EDH Firefighters Association
 - C. Latrobe Advisory Committee
 - D. Any person wishing to address the Board on any item that is not on the Agenda may do so at this time. No action may be taken on off-agenda items unless authorized by law. Comments shall be limited to three minutes per person and twenty minutes for all comments unless otherwise authorized by the Board.
- V. Correspondence
 - A. Letter to Supervisors Veerkamp and Hidahl regarding Latrobe Base Transfer
- VI. Attorney Items
 - A. Closed Session Pursuant to Government Code Section 54956.9(D)(1); Conference with legal counsel regarding pending litigation; One Matter; Thomas and Helen Austin v. The County of El Dorado, et. al.; El Dorado County Superior Court Case No. 21050633
- VII. Committee Reports
 - A. Administrative Committee (Directors Durante and Hidahl)
 - 1. Update on Station 91
 - A. Finance Committee (Directors Hus and Winn)
 - B. Ad Hoc Committee Reports
 - 1. Strategic Planning Committee (Directors Hartley and Hidahl)
 - 2. Communications Committee (Directors Durante and Winn)
 - 3. Training Facility Committee (Directors Hartley and Durante)
 - a. Review and approve Staff recommendation on the Training Facility RFP
 - 4. CSD/Fire Collaboration Committee (Directors Hidahl and Durante)
 - 5. Armament Committee (Directors Durante and Hartley)
 - 6. Station 91 Building Committee (Directors Durante and Hartley)

- VIII. Operations Report
 - A. Operations Report (Receive and file)
 - B. Review and update regarding Joint Powers Authority
- IX. Fiscal Items
 - A. Receive and file Accountability Act Annual Report (2015/16) for the Latrobe Zone Special Tax
- X. New Business
 - A. Election of Board President and Vice President for 2017
 - B. Reorganization of Board and Committees
- XI. Old Business
- XII. Oral Communications
 - A. Directors
 - B. Staff
- XIII. Adjournment

Note: Action may be taken on any item posted on this agenda.

This Board meeting is normally recorded.

EL DORADO HILLS COUNTY WATER DISTRICT

SEVEN HUNDRED FIFTY THIRD MEETING OF THE BOARD OF DIRECTORS

Thursday, December 17, 2016

6:00 p.m.

District Office, 1050 Wilson Boulevard, El Dorado Hills, CA 95762

I. CALL TO ORDER AND PLEDGE OF ALLEGIANCE

Director Durante called the meeting to order at 6:00 p.m. and Chief Roberts led the Pledge of Allegiance. Directors in attendance: Durante, Giraudo, Hartley, Hus, and Winn. Director Hartley attended via teleconference. Staff in attendance: Chief Roberts. Counsel Griffin was also in attendance.

II. CONSENT CALENDAR

- A. Approve Minutes of the 751st Board meeting held November 17, 2016
- B. Approve Minutes of the 752nd Special Board meeting held November 22, 2016
- C. Approve Financial Statements for November 2016

An El Dorado Hills citizen asked for further detail on the Board member residency issue mentioned in the November 17th minutes and expressed concern about the percentage increase given to the firefighters per the MOU. Director Durante asked that the question be addressed at the January meeting when Counsel Cook is present.

Director Hus made a motion to approve the consent calendar, seconded by Director Giraudo and unanimously carried.

III. PRESENTATION

- A. Award presentation by Dennis Dong – Dennis Dong presented the Board with a publication in *Design, Cost, Data* as well as an award from FIERO.

Director Durante asked that **Item XI-A. Receive and file Traffic Calming Standard #B-005** be moved before **IV. Oral Communications**

IV. ORAL COMMUNICATIONS

- A. EDH Professional Firefighters – None
- B. EDH Firefighters Association – None
- C. EDH Volunteer Firefighters – None
- D. Latrobe Advisory Committee – None
- E. Public Comment – None

- V. CORRESPONDENCE – Chief Roberts stated that the Department received a letter from a Latrobe citizen in appreciation for the prevention education and awards program.

- VI. ATTORNEY ITEMS – None

Director Durante requested that **Closed Session Item VI-A** be moved on the agenda before **XI. Old Business** and the Board concurred.

- A. Closed Session Pursuant to Government Code Section 54956.9(D)(1); Conference with legal counsel regarding pending litigation; One Matter; Thomas and Helen Austin v. The County of El Dorado, et. al.; El Dorado County Superior Court Case No. 21050633 –**

VII. COMMITTEE REPORTS

- A. Administrative Committee (Directors Durante and Hidahl)**
- 1. Update on Station 91**– Chief Roberts stated that the Station 91 restoration is progressing well and on schedule.
 - 2. Review and approve updated Board Policy Manual and Bylaws for the Regulation** – Counsel Griffin asked that Staff work with Counsel to correct one typographical error on page one.

Director Winn made a motion to approve updated Board Policy Manual and Bylaws for the Regulation with correction from Counsel, seconded by Director Hus, and unanimously carried.

- B. Finance Committee (Directors Hus and Winn) – No report.**

C. Ad Hoc Committee Reports

- 1. Strategic Planning Committee (Directors Hartley and Hidahl) – No report.**
- 2. Communications Committee (Directors Durante and Winn) – No report.**
- 3. Training Facility Committee (Directors Hartley and Durante) – No report.**
- 4. CSD/Fire Collaboration Committee (Directors Hidahl and Durante) – No report.**
- 5. Armament Committee (Directors Durante and Hartley) – No report.**
- 6. Station 91 Building Committee (Directors Durante and Hartley) No report.**

VIII. OPERATIONS REPORT

- A. Operation Report (received and filed) –** Director Hus observed that alarm stats call volume seems consistent with past years.
- B. Review and update regarding Joint Powers Authority –** Chief Roberts reported that he was reappointed as the chair for 2017 and they are working with the CAO and EMSA to restructure the contract for 2018.

IX. FISCAL ITEMS

- A. **Receive and file Final 2016-17 Audit Report** – Director Hus stated that his comment on Page 16 under Item 5. JPA stating “verify this is still true as added CalFire Dispatch this year,” was not intended for the final report.
- B. **Review and Approve JPA FY 2017-18 Budget** – Chief Roberts recommended approval of the JPA preliminary budget. Director Hus stated his concern about the amount of money spent for the JPA employees considering the changes made to reduce cost a few years ago.

Director Winn made a motion to Approve JPA FY 2017-18 Budget, seconded by Director Giraudo, and carried (Ayes:4, Noes:1-Hus.)

- C. **Review and approve Resolution 2016-20 updating signatures for Bank of America** – Chief Roberts explained that approval of Resolution 2016-20 will remove prior Board members and add new members as authorized signers for the Department Bank of America account.

Director Winn made a motion to Approve JPA FY 2017-18 Budget, seconded by Director Hus, and unanimously carried (Roll Call: Ayes: 5; Noes:0.)

X. NEW BUSINESS

- A. **Schedule Board Workshop to discuss deployment measures** – Chief Roberts asked that the Board schedule a special Board meeting to review and discuss deployment measures and communications issues. Director Durante asked that Staff email the Board members and schedule a meeting.
- B. **Review and Approve Resolution 2016-21 in appreciation of Director John Hidahl**

Director Winn made a motion to Approve Resolution 2016-21 in appreciation of Director John Hidahl, seconded by Director Giraudo, and unanimously carried (Roll Call: Ayes: 5; Noes: 0.)

- C. **Review and approve surplus equipment** – Chief Roberts reported that Staff has taken inventory and recommends approval of surplus equipment to be sold or donated.

Director Winn made a motion to approve surplus equipment, seconded by Director Hus, and unanimously carried.

- D. **Election of Board President and Vice President for 2017**

Director Winn made a motion to continue Item X-D. Election of Board President and Vice President for 2017 to the January Board meeting, seconded by Director Giraudo, and carried.

E. Review and establish meeting date(s) for 2017

Director Hus made a motion to continue meeting on the 3rd Thursday of every month at 6:00 p.m., seconded by Director Durante, and unanimously carried.

The Board adjourned to discuss Closed Session Item VI-A at 7:09 p.m.

The meeting reconvened at 7:15 p.m. The Board took no action during closed session.

XI. OLD BUSINESS

- A. Receive and file Traffic Calming Standard #B-005** – (Moved before Item IV. Oral Communications) Fire Marshal Cox presented the finished Traffic Calming Standard. Director Hus asked why the Department could not approve all the options upfront rather than presenting a process for people to go through. Staff responded that the purpose of the Standard is to give people a procedure to follow that justifies or denies a true need for speed bumps which slow Department response times.

XII. ORAL COMMUNICATIONS

- A. Directors** – Director Winn thanked staff and Board members for their support for her son with his recent injury. Director Durante thanked those that participated in the Santa Run.
- B. Staff** – Chief Roberts thanked Greg for his coordination of the Santa Run.

XIII. ADJOURNMENT

Director Winn made a motion to adjourn the meeting, seconded by Director Giraudo, and unanimously carried.

The meeting adjourned at 8:25 p.m.

Approved:

Jessica Braddock, Board Secretary

Greg Durante, President

El Dorado Hills Fire Department
Revenue and Expense Summary - ALL FUNDS
For the Period Ending December 31, 2016



	TENTATIVE FINAL Full Year Budget FY16/17	Actual December 2016	Actual YTD December 31, 2016	Variance YTD Actual to Full Year Budget	(Target 50%) YTD Actual % of Full Year Budget	Notes/Comments
Revenue						
3240 · Tax Revenue						
3260 · Secured Tax Revenue	15,164,380	6,672,517	8,144,554	(7,019,826)		Property taxes on target to budget.
3270 · Unsecured Tax Revenue	287,393	1,471	266,643	(20,750)		
3280 · Homeowners Tax Revenue	144,962	22,213	22,213	(122,749)		
3320 · Supplemental Tax Revenue	234,671	23,842	70,894	(163,777)		
3330 · Sacramento County Revenue	27,456	-	-	(27,456)		
3335 · Latrobe Revenue				-		
3335.2 · Latrobe Special Tax	36,840	6,807	6,867	(29,973)		
3335.3 · Latrobe Base Transfer	256,651	-	-	(256,651)		
3340 · Property Tax Administration Fee	(364,250)	(352,143)	(352,143)	12,107		
Total 3240 · Tax Revenue	15,788,103	6,374,708	8,159,028	(7,629,075)	52%	
3505 · Misc. Revenue, Vacant Lot	-	8,546	(9,039)	(9,039)	0%	Weed abatement costs to be offset with revenue collection in future months
3506 · Misc. Revenue, Fire Prev. Fees	70,000	347	21,580	(48,420)	31%	Timing of collection will vary
3510 · Misc. Operating Revenue						
3512 · JPA Revenue	918,537	153,307	524,477	(394,060)	57%	One-time PERS/OPEB annual reimbursement paid in Q1.
3513 · Rental Income (Cell site)	36,000	2,100	12,600	(23,400)	35%	2nd Cell Site budgeted later in fiscal year
3515 · OES/Mutual Aid Reimbursement	414,000	33,578	340,395	(73,605)	82%	Will vary with timing and severity of fire season
3520 · Interest Earned	70,000	2,351	25,227	(44,773)	36%	LAIF Q2 Interest not collected until Jan-17
3510 · Misc. Operating Revenue - Other	20,000	-	11,203	(8,797)	56%	
Total 3510 · Misc. Operating Revenue	1,458,537	191,335	913,902	(544,634)	63%	
Total Operating Revenue	\$ 17,316,639	\$ 6,566,391	\$ 9,094,510	\$ (8,222,129)	53%	
3550 · Development Fee						
3560 · Development Fee Revenue	1,600,000	264,470	1,346,996	(253,004)	84%	
3561 · Development Fee Interest	-	2,176	11,459	11,459	100%	
Total 3550 · Development Fee	1,600,000	266,645	1,358,455	(241,545)	85%	
3570 · Proceeds from Sale of Assets	60,000	-	90,130	30,130	150%	Sale of water tender in July; Sale of E-8560 in November
Total Revenue	\$ 18,976,639	\$ 6,841,583	\$ 10,534,056	\$ (8,442,583)	56%	

El Dorado Hills Fire Department
Revenue and Expense Summary - ALL FUNDS
For the Period Ending December 31, 2016



	TENTATIVE FINAL Full Year Budget FY16/17	Actual December 2016	Actual YTD December 31, 2016	Variance YTD Actual to Full Year Budget	(Target 50%) YTD Actual % of Full Year Budget	Notes/Comments
Expenditures						
6000 · Salaries & Wages						
6001 · Salaries & Wages, Fire	5,912,782	451,991	2,860,637	3,052,146	48%	
6011 · Education/Longevity Pay	495,050	35,104	223,070	271,980	45%	
6016 · Salaries & Wages, Admin/Prev	615,556	42,343	265,761	349,795	43%	
6017 · Volunteer Pay	100,000	410	31,616	68,384	32%	
6018 · Director Pay	18,000	-	7,900	10,100	44%	
6019 · Overtime						
6019.1 · Overtime, Operational	1,685,706	64,089	882,554	803,152	52%	
6019.2 · Overtime, Outside Aid	412,000	32,138	294,119	117,881	71%	Will vary with timing and severity of fire season
6019.3 · Overtime, JPA	103,397	11,916	92,822	10,575	90%	Several employees out on extended sick leave
Total 6019 · Overtime	2,201,102	108,143	1,269,495	931,607	58%	
6020 · P.E.R.S. Retirement	2,306,236	123,393	1,423,621	882,614	62%	Annual Lump Sum Payment of \$580k made in July
6030 · Workers Compensation	798,529	60,844	413,086	385,443	52%	
6031 · Life Insurance	6,224	-	2,934	3,291	47%	
6032 · P.E.R.S. Health Benefits	1,449,069	118,694	833,136	615,933	57%	Prepayment of Jan premium in Dec
6033 · Disability Insurance	16,170	-	8,330	7,840	52%	
6034 · Health Cost of Retirees	866,964	46,451	625,324	241,640	72%	Annual Lump Sum Payment of \$300k made in July. Also prepayment of Jan premium in Dec
6040 · Dental/Vision Expense	174,840	11,689	77,873	96,967	45%	
6050 · Unemployment Insurance	14,490	64	1,729	12,761	12%	
6060 · Vacation & Sick Expense Reserve	150,000	-	(1,645)	151,645	-1%	
6070 · Medicare	139,261	9,028	66,034	73,226	47%	
Total 6000 · Salaries & Wages	15,264,273	1,008,154	8,108,901	7,155,372	53%	
6100 · Clothing & Personal Supplies						
6101 · Uniform Allowance	64,850	-	33,150	31,700	51%	
6102 · Other Clothing & Personal Supplies	54,845	8,086	19,684	35,160	36%	
Total 6100 · Clothing & Personal Supplies	119,695	8,086	52,834	66,860	44%	

El Dorado Hills Fire Department
Revenue and Expense Summary - ALL FUNDS
For the Period Ending December 31, 2016



	TENTATIVE FINAL Full Year Budget FY16/17	Actual December 2016	Actual YTD December 31, 2016	Variance YTD Actual to Full Year Budget	(Target 50%) YTD Actual % of Full Year Budget	Notes/Comments
6110 · Network/Communications						
6111 · Telecommunications	67,352	3,980	23,680	43,672	35%	Dispatch services billed on a quarterly basis (Q2 not yet billed); Comtech alerting interface purchased in Sept
6112 · Dispatch Services	120,000	9,927	39,896	80,104	33%	
6113 · Network/Connectivity	34,850	1,014	12,746	22,104	37%	
Total 6110 · Communications	222,202	14,922	76,322	145,880	34%	
6120 · Housekeeping	30,214	4,682	17,211	13,003	57%	
6130 · Insurance						
6131 · General Insurance	55,659	-	51,023	4,636	92%	Annual insurance premium paid in October. Favorable to budget.
Total 6130 · Insurance	55,659	-	51,023	4,636	92%	
6140 · Maintenance of Equipment						
6141 · Tires	25,000	-	8,035	16,965	32%	
6142 · Parts & Supplies	21,000	377	11,953	9,047	57%	
6143 · Outside Work	116,053	6,361	73,255	42,798	63%	
6144 · Equipment Maintenance	90,420	264	18,274	72,146	20%	
6145 · Radio Maintenance	20,430	386	6,594	13,836	32%	
Total 6140 · Maintenance of Equipment	272,903	7,388	118,112	154,791	43%	
6150 · Maintenance, Structures & Ground	107,566	23,349	64,696	42,870	60%	Sta 91 Repairs 1st installment paid in Dec
6160 · Medical Supplies						
6161 · Medical Supplies	5,500	80	1,978	3,522	36%	
Total 6160 · Medical Supplies	5,500	80	1,978	3,522	36%	
6170 · Dues and Subscriptions	11,339	372	4,324	7,015	38%	
6180 · Miscellaneous						
6181 · Miscellaneous	4,000	(1,035)	1,392	2,608	35%	
6182 · Honor Guard	1,000	-	474	526	47%	
6183 · Explorer Program	2,500	236	800	1,700	32%	
6184 · Pipes and Drums	-	-	-	-	0%	
Total 6180 · Miscellaneous	7,500	(799)	2,666	4,834	36%	
6190 · Office Supplies	24,599	2,476	16,594	8,005	67%	Budgeted Sit-Stand converters purchased in August; Unanticipated purchase of battery backups

El Dorado Hills Fire Department
Revenue and Expense Summary - ALL FUNDS
For the Period Ending December 31, 2016



	TENTATIVE FINAL Full Year Budget FY16/17	Actual December 2016	Actual YTD December 31, 2016	Variance YTD Actual to Full Year Budget	(Target 50%) YTD Actual % of Full Year Budget	Notes/Comments
6200 · Professional Services						
6201 · Audit	10,500	10,250	10,250	250	98%	Annual audit fees paid in Dec. Favorable to budget.
6202 · Legal/Human Resources	138,210	10,489	59,468	78,742	43%	
6203 · Notices	3,000	-	683	2,317	23%	
6204 · Other Professional Services	214,094	4,023	75,926	138,169	35%	
6205 · Elections/Tax Administration	20,000	-	-	20,000	0%	
6206 · Public Relations	4,900	-	100	4,800	2%	
Total 6200 · Professional Services	390,704	24,763	146,426	244,278	37%	
6210 · Information Technology						
6211 · Software Licenses/Subscriptions	68,744	9,315	41,695	27,049	61%	Telestaff V5 Licenses purchased in Nov
6212 · IT Support/Implementation	107,374	5,440	36,559	70,815	34%	
Total 6210 · Information Technology	176,118	14,755	78,254	97,864	44%	
6220 · Rents and Leases						
6221 · Facilities/Equipment Lease	17,998	515	3,524	14,474	20%	One-time fees budgeted for removal of modular/waste tank later in fiscal year Budgeted solar start date at beginning of fiscal year but not all stations in service. Offsetting cost in Electricity.
6222 · Solar Lease	65,388	5,449	19,322	46,066	30%	
Total 6220 · Rents and Leases	83,386	5,964	22,846	60,540	27%	
6230 · Small Tools and Supplies	49,850	3,051	27,122	22,728	54%	
6240 · Special Expenses						
6241 · Training	118,327	19,723	68,148	50,179	58%	Fire prevention month in October
6242 · Fire Prevention	18,310	1,147	10,391	7,919	57%	
6243 · Licenses	-	-	10	(10)	100%	
6244 · Directors' Training & Travel	-	-	-	-	0%	
Total 6240 · Special Expenses	136,637	20,869	78,550	58,087	57%	
6250 · Transportation and Travel						
6251 · Fuel and Oil	70,000	4,717	25,693	44,307	37%	
6252 · Travel	19,000	410	7,421	11,579	39%	
6253 · Meals & Refreshments	21,000	716	9,085	11,915	43%	
Total 6250 · Transportation and Travel	110,000	5,843	42,200	67,800	38%	

El Dorado Hills Fire Department
Revenue and Expense Summary - ALL FUNDS
For the Period Ending December 31, 2016



	TENTATIVE FINAL Full Year Budget FY16/17	Actual December 2016	Actual YTD December 31, 2016	Variance YTD Actual to Full Year Budget	(Target 50%) YTD Actual % of Full Year Budget	Notes/Comments
6260 · Utilities						
6261 · Electricity	10,200	439	13,880	(3,680)	136%	Budgeted solar start date at beginning of fiscal year but not all stations in service. Offsetting savings in Solar Lease. Credits received from PG&E
6262 · Natural Gas/Propane	17,000	903	2,787	14,213	16%	
6263 · Water/Sewer	14,000	2,948	8,599	5,401	61%	
Total 6260 · Utilities	41,200	4,291	25,266	15,934	61%	
Total Operating Expenditures	\$ 17,109,345	\$ 1,148,245	\$ 8,935,325	\$ 8,174,019	52%	
Operating Revenue - Operating Expenditures	\$ 207,294	\$ 5,418,146	\$ 159,184	\$ 48,110		
6560 · Payroll Exps- PERS Prepayment	-	-	-	-	0%	Timing of budgeted purchases
6720 · Fixed Assets	2,725,405	331,309	573,480	2,151,925	21%	
Total Expenditures	\$ 19,834,750	\$ 1,479,554	\$ 9,508,806	\$ 10,325,944	48%	
Total Revenue - Total Expense	\$ (858,111)	\$ 5,362,029	\$ 1,025,250	\$ 1,883,361		

El Dorado Hills Fire Department

1/12/2017 8:25 AM

Register: 1000 · Bank of America

From 12/01/2016 through 12/31/2016

Sorted by: Date, Type, Number/Ref

Date	Number	Payee	Account	Memo	Payment	C	Deposit	Balance
12/01/2016		Transfer from LAIF	1074 · Local Agency I...	Confirm #1521...		X	400,000.00	441,217.13
12/01/2016	EFT	De Lage Landen Fin...	6190 · Office Supplies	Account # 988...	231.13	X		440,986.00
12/01/2016	EFT	Technology Credit C...	-split-	Dec-2016	5,449.00	X		435,537.00
12/01/2016	EFT	ADP (FSA)	-split-		1,577.63	X		433,959.37
12/01/2016	EFT	El Dorado Disposal S...	-split-		724.10	X		433,235.27
12/01/2016	20024	Zoll Medical Corpor...	6720 · Fixed Assets	Invoice # 2448...	322,584.32	X		110,650.95
12/01/2016	20025	Connie Bair	-split-		150.00	X		110,500.95
12/01/2016	20026	Brian Bresnahan	-split-		300.00	X		110,200.95
12/01/2016	20027	Carol Caughey	-split-		150.00	X		110,050.95
12/01/2016	20028	David Kennedy	-split-		100.00	X		109,950.95
12/01/2016	20029	Larry R. Fry	-split-		150.00	X		109,800.95
12/01/2016	20030	John Niehues	-split-		150.00	X		109,650.95
12/01/2016	20031	Dwight Piper	-split-		150.00	X		109,500.95
12/01/2016	20032	Frederick Russell	-split-		150.00	X		109,350.95
12/01/2016	20033	Angelica Silveira	-split-		150.00	X		109,200.95
12/02/2016	EFT	ADP	6200 · Professional Ser...	PR16-11-2	327.44	X		108,873.51
12/05/2016	EFT	APPTIX Inc.	6210 · Information Tec...	Invoice # INV0...	1,087.50	X		107,786.01
12/05/2016	EFT	Aramark	6100 · Clothing & Pers...	Inv# 634940028	74.92	X		107,711.09
12/05/2016	EFT	Caltronics Business ...	6190 · Office Supplies	Inv # 2130240/...	274.13	X		107,436.96
12/05/2016	EFT	InterState Oil Compa...	-split-	1622379-IN, 0...	1,617.57	X		105,819.39
12/05/2016	EFT	Managed Health Net...	6200 · Professional Ser...	Invoice # 3200...	651.24	X		105,168.15
12/05/2016	EFT	P. G. & E.	-split-		23.25	X		105,144.90
12/05/2016	EFT	ADP (FSA)	-split-		5.00	X		105,139.90
12/06/2016		Deposit	-split-	Deposit		X	49,313.71	154,453.61
12/07/2016		Transfer from LAIF	1074 · Local Agency I...	Confirm #1521...		X	600,000.00	754,453.61
12/07/2016	EFT	U.S. Bank Telepay	2010 · Accounts Payable	Confirmation #...	15,700.46	X		738,753.15
12/07/2016	EFT	P.E.R.S. Retirement	-split-	PR16-12-1	79,961.79	X		658,791.36
12/07/2016	EFT	P.E.R.S. ING	-split-	PR16-12-1	3,076.93	X		655,714.43
12/08/2016	EFT	Nationwide Retireme...	-split-	PR16-12-1	20,773.25	X		634,941.18
12/08/2016	EFT	P. G. & E.	-split-		9.86	X		634,931.32
12/08/2016	EFT	ADP (FSA)	-split-		3,219.52	X		631,711.80
12/08/2016	PR16-12-1		-split-	Total Payroll T...	60,111.11	X		571,600.69
12/08/2016	PR16-12-1		1000 · Bank of Americ...	Direct Deposit	214,386.22	X		357,214.47
12/08/2016	PR16-12-1		1000 · Bank of Americ...	Payroll Checks		X		357,214.47
12/12/2016	EFT	State Compensation ...	6000 · Wages & Benef...	Policy # 11048...	60,843.58	X		296,370.89
12/12/2016	EFT	P. G. & E.	-split-		964.43	X		295,406.46
12/13/2016	EFT	ADP (FSA)	-split-		15.00	X		295,391.46
12/14/2016	20034	AT&T	-split-	Nov-16	672.08	X		294,719.38
12/14/2016	20035	A-CHECK	6200 · Professional Ser...	Inv # 59-04958...	42.50	X		294,676.88
12/14/2016	20036	Advantage Gear, Inc.	-split-		407.50	X		294,269.38

El Dorado Hills Fire Department

1/12/2017 8:25 AM

Register: 1000 · Bank of America

From 12/01/2016 through 12/31/2016

Sorted by: Date, Type, Number/Ref

Date	Number	Payee	Account	Memo	Payment	C	Deposit	Balance
12/14/2016	20037	Allstar Fire Equipme...	6100 · Clothing & Pers...	Invoice # 193906	5,492.71	X		288,776.67
12/14/2016	20038	Appliance Company	6150 · Maintenance,Str...	Invoice # 33486	398.00			288,378.67
12/14/2016	20039	APPTIX Inc.	-split-	Invoice # INV0...	5,360.00	X		283,018.67
12/14/2016	20040	Best Best & Krieger	6200 · Professional Ser...	Invoice # 785012	2,277.72	X		280,740.95
12/14/2016	20041	Breaker Glass Co., Inc.	6140 · Maintenance of ...	Invoice # 60863	244.27	X		280,496.68
12/14/2016	20042	Bugman Pest Control	-split-	Invoice # NOV...	115.00	X		280,381.68
12/14/2016	20043	Caltronics Business ...	-split-	Inv # 2152289 ...	544.97	X		279,836.71
12/14/2016	20044	Cascade Training Ce...	6240 · Special Expense...	Invoice # T332...	2,861.26	X		276,975.45
12/14/2016	20045	Core Logic	6170 · Dues and Subsc...	Inv # 81754845	137.50	X		276,837.95
12/14/2016	20046	Costco	6120 · Housekeeping	Acct # 7003-73...	930.72	X		275,907.23
12/14/2016	20047	Deal Heating & Air, ...	-split-	Invoice # 10974	1,517.50			274,389.73
12/14/2016	20048	DNL Electric, Inc.	6150 · Maintenance,Str...	Invoice # 2804	1,191.37			273,198.36
12/14/2016	20049	Extreme Towing	6140 · Maintenance of ...	Invoice # 58557	362.50	X		272,835.86
12/14/2016	20050	Hefner, Stark & Mar...	-split-		8,169.00	X		264,666.86
12/14/2016	20051	Interstate Sales	6230 · Small Tools and...	Invoice # 14119	1,182.50			263,484.36
12/14/2016	20052	L.N. Curtis & Sons	-split-		1,180.33	X		262,304.03
12/14/2016	20053	Madeira Group Inter...	6200 · Professional Ser...	Invoice # A6H...	895.00	X		261,409.03
12/14/2016	20054	MES - California	6100 · Clothing & Pers...	Invoice # IN10...	214.46	X		261,194.57
12/14/2016	20055	Motorola Solutions Inc	-split-		6,034.34	X		255,160.23
12/14/2016	20056	PowerGen Inc.	-split-		1,581.00	X		253,579.23
12/14/2016	20057	Scott's PPE Recon, Inc.	-split-		666.85			252,912.38
12/14/2016	20058	Sentinel Fire Equipm...	6150 · Maintenance,Str...	Invoice # 74465	121.15	X		252,791.23
12/14/2016	20059	Signal Service	6150 · Maintenance,Str...	Invoice # 256613	120.00	X		252,671.23
12/14/2016	20060	Trace Analytics, Inc.	6140 · Maintenance of ...	Invoice # 16-1...	20.00	X		252,651.23
12/14/2016	20061	Brad Ballenger	6000 · Wages & Benef...		88.00	X		252,563.23
12/15/2016			6200 · Professional Ser...	Service Charge	324.13	X		252,239.10
12/15/2016	EFT	Verizon Wireless	6110 · Network/Comm...		76.02	X		252,163.08
12/15/2016	EFT	Verizon Wireless	6110 · Network/Comm...		921.82	X		251,241.26
12/15/2016	EFT	Verizon Wireless	6110 · Network/Comm...		1,602.73	X		249,638.53
12/15/2016	EFT	ADP (FSA)	-split-		15.00	X		249,623.53
12/16/2016	EFT	ADP	6200 · Professional Ser...	PR16-12-1	330.63	X		249,292.90
12/19/2016		Transfer from LAIF	1074 · Local Agency I...	Confirm #1522...		X	400,000.00	649,292.90
12/19/2016	EFT	ADP (FSA)	-split-		25.00	X		649,267.90
12/21/2016	EFT	P.E.R.S. Retirement	-split-	PR16-12-2	82,435.66	X		566,832.24
12/21/2016	EFT	P.E.R.S. Health	-split-	Jan-17	165,145.46	X		401,686.78
12/21/2016	EFT	P.E.R.S. ING	-split-	PR16-12-2	3,076.93	X		398,609.85
12/21/2016	5017	Absolute Secured Sh...	2010 · Accounts Payable	Invoice # 3592...	40.00	X		398,569.85
12/22/2016	EFT	Nationwide Retireme...	-split-	PR16-12-2	20,773.25	X		377,796.60
12/22/2016	EFT	P. G. & E.	-split-		345.12	X		377,451.48
12/22/2016	EFT	ADP (FSA)	-split-		958.80	X		376,492.68

El Dorado Hills Fire Department

1/12/2017 8:25 AM

Register: 1000 · Bank of America

From 12/01/2016 through 12/31/2016

Sorted by: Date, Type, Number/Ref

Date	Number	Payee	Account	Memo	Payment	C	Deposit	Balance
12/22/2016	20062	All Star Printing	6190 · Office Supplies	Inv # 71674	392.38	X		376,100.30
12/22/2016	20063	Bugman Pest Control	-split-	Invoice # DEC...	190.00	X		375,910.30
12/22/2016	20064	El Dorado County E...	-split-	Invoice # 1385...	9,927.45			365,982.85
12/22/2016	20065	El Dorado Press	6240 · Special Expense...	Invoice # 22426	177.37			365,805.48
12/22/2016	20066	Firehouse	-split-	Invoice # 1327...	2,530.00	X		363,275.48
12/22/2016	20067	Fit Guard	6140 · Maintenance of ...	Invoice # 0000...	145.00	X		363,130.48
12/22/2016	20068	FlexManage	-split-	Invoice # 1429...	5,440.00	X		357,690.48
12/22/2016	20069	Folsom Diesel Work...	-split-	Invoice # 2003 ...	5,633.83	X		352,056.65
12/22/2016	20070	InterState Oil Compa...	-split-		3,041.39	X		349,015.26
12/22/2016	20071	L.N. Curtis & Sons	-split-		1,039.29	X		347,975.97
12/22/2016	20072	Nasco	-split-		12,535.97			335,440.00
12/22/2016	20073	Nathan Tarry	-split-	Volunteer Stipe...	410.00	X		335,030.00
12/22/2016	20074	Pitney Bowes	-split-	Account # 001...	21.40			335,008.60
12/22/2016	20075	Rotary	-split-		150.00			334,858.60
12/22/2016	20076	Capital Building Mai...	6120 · Housekeeping	Invoice # 8898	650.00			334,208.60
12/22/2016	20077	Chase Bank	2029 · Other Payable	Dec 8, 22	450.00	X		333,758.60
12/22/2016	20078	Wells Fargo Bank	2026 · EDH Associate...	PR16-12-1 / P...	4,707.30	X		329,051.30
12/22/2016	20079	Aflac	2029 · Other Payable	Inv # 983637	209.44	X		328,841.86
12/22/2016	20080	Robert W. Johnson C...	6200 · Professional Ser...	Inv # 5025	10,250.00	X		318,591.86
12/22/2016	20081	West Coast Restorati...	6150 · Maintenance,Str...	Inv #14304	17,623.51	X		300,968.35
12/22/2016	5018	Aramark	2010 · Accounts Payable	Invoice # 6349...	74.66			300,893.69
12/22/2016	5019	InterState Oil Compa...	2010 · Accounts Payable		1,723.56	X		299,170.13
12/22/2016	5020	California Family Fit...	2010 · Accounts Payable	Invoice # 8122...	174.98	X		298,995.15
12/22/2016	5021	Capital Building Mai...	2010 · Accounts Payable	Invoice # 8898 ...	650.00			298,345.15
12/22/2016	5022	InterState Oil Compa...	2010 · Accounts Payable	0591939-IN - S...	219.44	X		298,125.71
12/22/2016	PR16-12-2		-split-	Total Payroll T...	66,017.09	X		232,108.62
12/22/2016	PR16-12-2		1000 · Bank of Americ...	Direct Deposit	222,357.19	X		9,751.43
12/22/2016	PR16-12-2		1000 · Bank of Americ...	Payroll Checks		X		9,751.43
12/23/2016	EFT	ADP (FSA Service C...	6200 · Professional Ser...	Nov-2016	93.58	X		9,657.85
12/23/2016	EFT	ADP (FSA)	-split-		15.00	X		9,642.85
12/23/2016	EFT	Verizon Wireless	6110 · Network/Comm...		594.48	X		9,048.37
12/25/2016	EFT	Modular Space Corp...	-split-	Invoice # 5018...	514.93	X		8,533.44
12/27/2016	EFT	ADP (FSA)	-split-		17.70	X		8,515.74
12/27/2016	EFT	Verizon Wireless	6110 · Network/Comm...		40.01	X		8,475.73
12/28/2016	EFT	California Family Fit...	6200 · Professional Ser...	Invoice # 8122...	174.98	X		8,300.75
12/29/2016	EFT	El Dorado Disposal S...	-split-		830.94	X		7,469.81
12/30/2016	EFT	ADP	6200 · Professional Ser...	PR16-12-2	330.63	X		7,139.18
12/30/2016	EFT	ADP (FSA)	-split-		12.75			7,126.43



EL DORADO HILLS FIRE DEPARTMENT

"Serving the Communities of El Dorado Hills, Rescue and Latrobe"

January 12, 2017

Supervisor Brian Veerkamp
Supervisor John Hidahl
County of El Dorado
330 Fair Lane
Placerville, CA 95667

RE: Resolution of Latrobe Annexation Property Tax Transfer Issue

Dear Supervisors Veerkamp and Hidahl:

We are writing to request a meeting between two members of our Board of Directors, the two of you and the County Chief Administrative Officer to discuss resolution of the above-referenced property tax transfer issue. You will recall that we last met in the first half of 2016 to discuss potential methods to assure that the El Dorado Hills County Water District receives full funding of the property tax revenues which was a condition to annexation of the former Latrobe Fire Protection District sphere of influence. Because you are well acquainted with the issue, we will not restate our position in this letter. At the conclusion of that meeting, Supervisors Veerkamp and Mikaluko directed the then CAO and County Staff to review measures through which the El Dorado Hills Fire District might receive the full promised funding in a manner that would be automatic and on-going.

Over the intervening months, the CAO resigned and was replaced and Supervisor Hidahl was elected to the Board. In September the Board of Supervisors adopted the 2016-2017 budget with a line-item for property tax transfer to our District in the amount of \$180,000.00, approximately \$75,000.00 less than the amount we claim due. Obviously, the issue remains unresolved. In ensuing discussions with County staff members, we were advised to resume conversations with you.

Our District has established a committee to resolve this issue. We request a meeting with the two of you, the CAO, and any necessary members of your staff, at your earliest convenience. It is our hope that we can reach agreement and put into place a mechanism to ensure full funding on an automatic and on-going basis.

If you have any questions, please call.

Very truly yours,

EL DORADO HILLS COUNTY WATER DISTRICT

David Roberts, Fire Chief

Cc. Don Ashton - El Dorado County CAO
Sue Hennike - El Dorado County Principal Administrative Analyst



EL DORADO HILLS FIRE DEPARTMENT

MONTHLY ACTIVITY REPORT DECEMBER 2016

"YOUR SAFETY ... OUR COMMITMENT"

SUMMARY

The goal of the Operations Report is to provide a summary of the El Dorado Hills Fire Department response performance for each month. The report currently evaluates the Alarm Statistics by each response zone, looks at Code 3 Response Times, evaluates Turnout Times, and describes the different types of calls that the Department responds to monthly. Every call is evaluated by the Operations Chief each month. Any call with an extended response time or an extended turnout time is researched and corrective action is taken if needed.

Move-up and cover of engines was an issue again December. There were 15 total move-ups of engines outside of El Dorado Hills to cover other fire agencies in the County for a total time out of district of 25 hours and 51 minutes. One of the move-up assignments lasted for almost 5 hours. Currently, we are engaged in a discussion with the other Chiefs in the County to address this issue.

*All times are collected using a combination of Active 911 and Crystal Reports. The times are provided with the best accuracy possible given the limitations of technology in our system.

ALARM STATISTICS

Response District	Total Number of Responses – DEC 2016	Total Number of Responses –2016	Total Number of Responses – DEC 2015	Total Number of Responses –2015
84	37	655	61	588
85	60	692	51	626
86	39	401	27	406
87	73	678	47	518
91	1	32	9	65
92	1	15	0	22
Mutual Aid	93	875	55	645
Transfer	23	215	12	136
TOTALS	327	3563	262	3006

86.21% Medic Unit Response, 10 Minutes (before exception reports)

90.80% Medic Unit Response, 11 Minutes (before exception reports)

Report: Queries – Incident – NFIRS Incident – Incident By District (Summary) Note: Run all Districts on 1 page (manually add subdistricts)

Option 2: FH Analytics – Set Year & Month – Filter Districts

Crystal: Emergency Response Summary-Medic Unit Response Time-El Dorado

CODE 3 RESPONSE TIME ANALYSIS

Response District	Total Number of Re-sponses	Number of Code 3 Re-sponses	Average Code 3 Response Time (includes turnout, and travel)*	% Under 8 Min Response Time (includes turnout, and travel)	% Under 7 Min Response Time (includes turnout, and travel)	% Under 6 Min Response Time (includes turnout, and travel)
Response Area 84						
84 (Rural)	0	0	N/A			
84 (Suburban)	37	26	N/A	99%	98%	77%
Response Area 85						
85 (Suburban)	60	51	N/A	99%	99%	99%
Response Area 86						
86 (Rural)	0	0	N/A			
86 (Suburban)	39	29	N/A	97%	97%	82%
Response Area 87						
87 (Suburban)	73	48	N/A	96%	96%	96%
Response Area 91						
91-A (Rural)	1	1	12:53			
91-B (Rural)	0	0	N/A			
91-C (Rural)	0	0	N/A			
92 (Rural)	1	0	N/A			

*San Ramon SOC – Board Policy Response Time Benchmark Goals – Rural 15 min and Suburban 8 min

Report: Queries – Incident – NFIRS Incident – Incident By District (Summary) = Total # Responses

Report: Reports – Incident Reports – NFIRS – Incident Stat – Incident Stat Detail – Average Response Time by District/Incident Type (Run Report by date and add “alarm type” for code 3). Manually check all extended responses over 8 min Urban and 10 min Rural.

Report %: FH Analytics Reports (1st Unit Arrival Compliance Section. Filter Alarm Type 3, Unit Res. Code – 1, and District)

CODE 3 TURNOUT TIME ANALYSIS

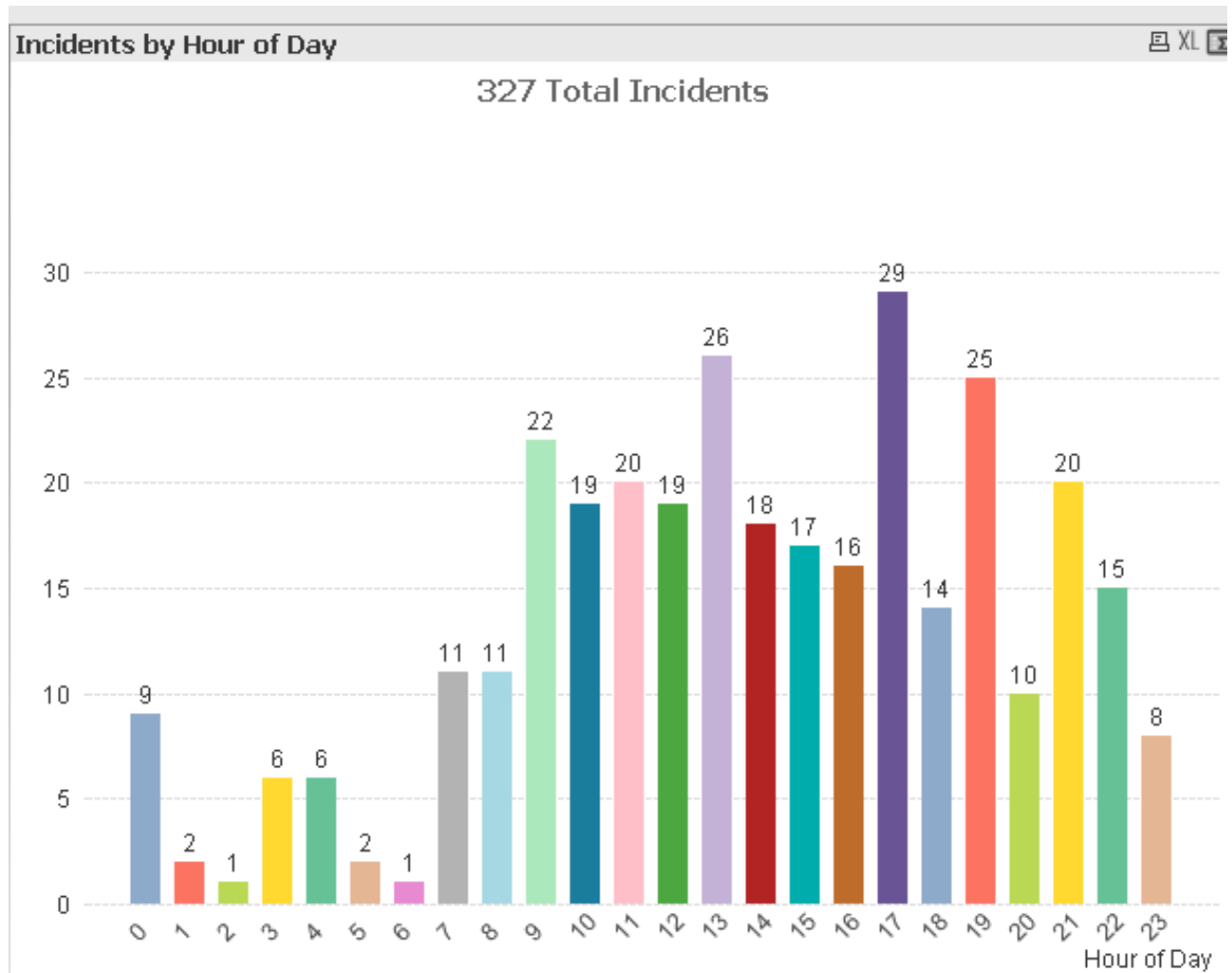
Benchmark Turnout Time Goal 90 Seconds Day/120 Seconds Night*

Unit	Total Number of Responses	Total Less Than 1 min 30 Seconds Day and 2 min Night	Total Over 1 min 30 Seconds	Total Over Time Excluding PPE or Computer slow	% Compliant Excluding PPE or Computer slow	Average Turnout time
E84	33	29	4	2	94%	00:54
T85	51	50	1	0	100%	00:54
E85	3	3	0	0	100%	01:34
E86	46	45	1	1	100%	00:38
E87	44	44	0	0	100%	00:37
P91	8	7	1	0	100%	00:50

Report: Reports – Incident – NFIRS Incident – Incident Stat – Incident Stat Detail – Unit Response/Reaction
Summary by Incident (Select unit, dates and add “alarm type” then run one for each unit and manually check for why some extended)

*Night Hours 2100-0700 hours

INCIDENTS BY HOUR OF DAY



INCIDENT TYPE ANALYSIS

Incident Type - List	
	327
100 Fire, Other	2
111 Building fire	2
113 Cooking fire...	1
131 Passenger v...	2
154 Dumpster or...	1
321 EMS call, ex...	2
321C EMS call, C...	15
321G EMS call, G...	112
321N EMS call, C...	8
321R EMS call, R...	19
321T EMS call, Tr...	23
321X EMS call, T...	22
322 Motor vehicl...	10
323 Motor vehicl...	1
324 Motor Vehicl...	11
352 Extrication ...	1
412 Gas leak (na...	1
441 Heat from s...	1
511 Lock-out	4
521 Water evac...	1
542 Animal rescue	1
550 Public servic...	5
551 Assist police...	1
554 Assist invalid	10
571 Cover assig...	15
600 Good intent ...	3
611 Dispatched ...	2
611A Dispatche...	5
611F Dispatched...	1

611M Dispatche...	13
611T Dispatched...	7
622 No Incident ...	6
632 Prescribed fire	1
650 Steam, Oth...	1
651 Smoke scar...	2
700 False alarm ...	2
733 Smoke dete...	3
735 Alarm syste...	2
740 Unintention...	1
741 Sprinkler act...	1
743 Smoke dete...	2
745 Alarm syste...	3
746 Carbon mon...	1

Report: FH ANALYTICS – Incidents – Incident Type List (change to list view, copy clipboard and crop)

Incident Type Codes – NFIRS Reporting

Definition

This is the actual situation that emergency personnel found on the scene when they arrived. These codes include the entire spectrum of fire department activities from fires to EMS to public service.

The type of incident reported here is not always the same as the incident type initially dispatched.

Entry

Enter the three-digit code and a written description that best describes the type of incident. This entry is generally the type of incident found when emergency personnel arrived at the scene, but if a more serious condition developed after the fire department arrival on the scene, then that incident type should be reported. The codes are organized in a series:

SERIES	HEADING
100	Fire
200	Overpressure Rupture, Explosion, Overheat (No Fire)
300	Rescue and Emergency Medical Service (EMS) Incidents
400	Hazardous Condition (No Fire)
500	Service Call
600	Good Intent Call
700	False Alarm and False Call
800	Severe Weather and Natural Disaster
900	Special Incident Type

Structure fire

111 Building fire. Excludes confined fires (113–118).

112 Fire in structure, other than in a building. Included are fires on or in piers, quays, or pilings; tunnels or under- ground connecting structures; bridges, trestles, or overhead elevated structures; transformers, power or utility vaults or equipment; fences; and tents.

113 Cooking fire involving the contents of a cooking vessel without fire extension beyond the vessel.

114 Chimney or flue fire originating in and confined to a chimney or flue. Excludes fires that extend beyond the chimney (111 or 112).

115 Incinerator overload or malfunction, but flames cause no damage outside the incinerator.

116 Fuel burner/boiler, delayed ignition or malfunction, where flames cause no damage outside the fire box.

117 Commercial compactor fire, confined to contents of compactor. Excluded are home trash compactors

118 Trash or rubbish fire in a structure, with no flame damage to structure or its contents.

Fire in mobile property used as a fixed structure. Includes mobile homes, motor homes, camping trailers.

121 Fire in mobile home used as a fixed residence. Includes mobile homes when not in transit and used as a structure for residential purposes; and manufactured homes built on a permanent chassis.

122 Fire in a motor home, camper, or recreational vehicle when used as a structure. Includes motor homes when not in transit and used as a structure for residential purposes.

123 Fire in a portable building, when used at a fixed location. Includes portable buildings used for commerce, industry, or education and trailers used for commercial purposes.

120 Fire in mobile property used as a fixed structure, other.

Mobile property (vehicle) fire. Excludes mobile properties used as a structure (120 series). If a vehicle fire occurs on a bridge and does not damage the bridge, it should be classified as a vehicle fire.

131 Passenger vehicle fire. Includes any motorized passenger vehicle, other than a motor home (136) (e.g., pickup trucks, sport utility vehicles, buses).

132 Road freight or transport vehicle fire. Includes commercial freight hauling vehicles and contractor vans or trucks. Examples are moving trucks, plumber vans, and delivery trucks.

133 Rail vehicle fire. Includes all rail cars, including intermodal containers and passenger cars that are mounted on a rail car.

134 Water vehicle fire. Includes boats, barges, hovercraft, and all other vehicles designed for navigation on water.

135 Aircraft fire. Includes fires originating in or on an aircraft, regardless of use.

136 Self-propelled motor home or recreational vehicle. Includes only self-propelled motor homes or recreational vehicles when being used in a transport mode. Excludes those used for normal residential use (122).

137 Camper or recreational vehicle (RV) fire, not self-propelled. Includes trailers. Excludes RVs on blocks or used regularly as a fixed building (122) and the vehicle towing the camper or RV or the campers mounted on pick ups (131).

138 Off-road vehicle or heavy equipment fire. Includes dirt bikes, specialty off-road vehicles, earth-moving equipment (bulldozers), and farm equipment.

130 Mobile property (vehicle) fire, other.

Natural vegetation fire. Excludes crops or plants under cultivation (see 170 series).

141 Forest, woods, or wildland fire. Includes fires involving vegetative fuels, other than prescribed fire (632), that occur in an area in which development is essentially nonexistent, except for roads, railroads, power lines, and the like. Also includes forests managed for lumber production and fires involving elevated fuels such as tree branches and crowns. Excludes areas in cultivation for agricultural purposes such as tree farms or crops (17x series).

- 142 Brush or brush-and-grass mixture fire. Includes ground fuels lying on or immediately above the ground such as duff, roots, dead leaves, fine dead wood, and downed logs.
- 143 Grass fire. Includes fire confined to area characterized by grass ground cover, with little or no involvement of other ground fuels; otherwise, see 142.
- 140 Natural vegetation fire, other.

Outside rubbish fire. Includes all rubbish fires outside a structure or vehicle.

- 151 Outside rubbish, trash, or waste fire not included in 152–155. Excludes outside rubbish fires in a container or receptacle (154).
- 152 Garbage dump or sanitary landfill fire.
- 153 Construction or demolition landfill fire.
- 154 Dumpster or other outside trash receptacle fire. Includes waste material from manufacturing or other production processes. Excludes materials that are not rubbish or have salvage value (161 or 162).
- 155 Outside stationary compactor or compacted trash fire. Includes fires where the only material burning is rubbish. Excludes fires where the compactor is damaged (162).
- 150 Outside rubbish fire, other.

Special outside fire. Includes outside fires with definable value. Excludes crops and orchards (170 series).

- 161 Outside storage fire on residential or commercial/industrial property, not rubbish. Includes recyclable materials at dropoff points.
- 162 Outside equipment fire. Includes outside trash compactors, outside HVAC units, and irrigation pumps. Excludes special structures (110 series) and mobile construction equipment (130 series).
- 163 Outside gas or vapor combustion explosion without sustained fire.
- 164 Outside mailbox fire. Includes dropoff boxes for delivery services.
- 160 Special outside fire, other.

Cultivated vegetation, crop fire

- 171 Cultivated grain or crop fire. Includes fires involving corn, wheat, soybeans, rice, and other plants before harvest.
- 172 Cultivated orchard or vineyard fire.
- 173 Cultivated trees or nursery stock fire. Includes fires involving Christmas tree farms and plants under cultivation for transport off-site for ornamental use.
- 170 Cultivated vegetation, crop fire, other.

Fire, other

- 100 Fire, other.

OVERPRESSURE RUPTURE, EXPLOSION, OVERHEAT (NO FIRE). EXCLUDES STEAM MISTAKEN FOR SMOKE.

Overpressure rupture from steam (no ensuing fire)

- 211 Overpressure rupture of steam pipe or pipeline.
- 212 Overpressure rupture of steam boiler.
- 213 Overpressure rupture of pressure or process vessel from steam.
- 210 Overpressure rupture from steam, other.

Overpressure rupture from air or gas (no ensuing fire). Excludes steam or water vapor.

- 221 Overpressure rupture of air or gas pipe or pipeline.
- 222 Overpressure rupture of boiler from air or gas. Excludes steam-related overpressure ruptures.
- 223 Overpressure rupture of pressure or process vessel from air or gas, not steam.
- 220 Overpressure rupture from air or gas, other.

Overpressure rupture from chemical reaction (no ensuing fire)

- 231 Overpressure rupture of pressure or process vessel from a chemical reaction.

Explosion (no fire)

- 241 Munitions or bomb explosion (no fire). Includes explosions involving military ordnance, dynamite, nitroglycerin, plastic explosives, propellants, and similar agents with a UN classification 1.1 or 1.3. Includes primary and secondary high explosives.
- 242 Blasting agent explosion (no fire). Includes ammonium nitrate and fuel oil (ANFO) mixtures and explosives with a UN Classification 1.5 (also known as blasting agents).
- 243 Fireworks explosion (no fire). Includes all classes of fireworks.
- 244 Dust explosion (no fire).
- 240 Explosion (no fire), other.

Excessive heat, scorch burns with no ignition

- 251 Excessive heat, overhear scorch burns with no ignition. Excludes lightning strikes with no ensuing fire (814).

Overpressure rupture, explosion, overhear, other

- 200 Overpressure rupture, explosion, overhear, other.

RESCUE AND EMERGENCY MEDICAL SERVICE INCIDENT

Medical assist

- 311 Medical assist. Includes incidents where medical assistance is provided to another group/agency that has primary EMS responsibility. (Example, providing assistance to another agency-assisting EMS with moving a heavy patient.)

Emergency medical service incident

321 EMS call. Includes calls when the patient refuses treatment. Excludes vehicle accident with injury (322) and pedestrian struck (323)
321C EMS Cardiac
321G EMS General Medical
321X EMS Transfer
321T EMS Trauma, excluding vehicle accident with injury
321R EMS Respiratory
321N EMS Cancelled at scene, no patient contact
322 Motor vehicle accident with injuries. Includes collision with other vehicle, fixed objects, or loss of control resulting in leaving the roadway.
323 Motor vehicle/pedestrian accident (MV Ped). Includes any motor vehicle accident involving a pedestrian injury.
324 Motor vehicle accident with no injuries.
320 Emergency medical service incident, other.

Lock-In

331 Lock-in. Includes opening locked vehicles and gaining entry to locked areas for access by caretakers or rescuers, such as a child locked in a bathroom. Excludes lock-outs (511).

Search for lost person

341 Search for person on land. Includes lost hikers and children, even where there is an incidental search of local bodies of water, such as a creek or river.
342 Search for person in water. Includes shoreline searches incidental to a reported drowning call.
343 Search for person underground. Includes caves, mines, tunnels, and the like.
340 Search for lost person, other.

Extrication, rescue

351 Extrication of victim(s) from building or structure, such as a building collapse. Excludes high-angle rescue (356).
352 Extrication of victim(s) from vehicle. Includes rescues from vehicles hanging off a bridge or cliff.
353 Removal of victim(s) from stalled elevator.
354 Trench/Below-grade rescue.
355 Confined space rescue. Includes rescues from the interiors of tanks, including areas with potential for hazardous atmospheres such as silos, wells, and tunnels.
356 High-angle rescue. Includes rope rescue and rescues off of structures.
357 Extrication of victim(s) from machinery. Includes extrication from farm or industrial equipment.
350 Extrication, rescue, other.

Water and ice-related rescue

- 361 Swimming/Recreational water areas rescue. Includes pools and ponds. Excludes ice rescue (362).
- 362 Ice rescue. Includes only cases where victim is stranded on ice or has fallen through ice.
- 363 Swift-water rescue. Includes flash flood conditions.
- 364 Surf rescue.
- 365 Watercraft rescue. Excludes rescues near the shore and in swimming/recreational areas (361). Includes people falling overboard at a significant distance from land.
- 360 Water and ice-related rescue, other.

Electrical rescue

- 371 Electrocution or potential electrocution. Excludes people trapped by power lines (372).
- 372 Trapped by power lines. Includes people trapped by downed or dangling power lines or other energized electrical equipment.
- 370 Electrical rescue, other.

Rescue or EMS standby

- 381 Rescue or EMS standby for hazardous conditions. Excludes aircraft standby (462).

Rescue, emergency medical service (EMS) incident, other

- 300 Rescue and EMS incident, other.

HAZARDOUS CONDITION (NO FIRE)***Combustible/Flammable spills and leaks***

- 411 Gasoline or other flammable liquid spill (flash point below 100 degrees F at standard temperature and pressure (Class I)).
- 412 Gas leak (natural gas or LPG). Excludes gas odors with no source found (671).
- 413 Oil or other combustible liquid spill (flash point at or above 100 degrees F at standard temperature and pressure (Class II or III)).
- 410 Combustible and flammable gas or liquid spills or leaks, other.

Chemical release, reaction, or toxic condition

- 421 Chemical hazard (no spill or leak). Includes the potential for spills or leaks.
- 422 Chemical spill or leak. Includes unstable, reactive, explosive material.
- 423 Refrigeration leak. Includes ammonia.

424 Carbon monoxide incident. Excludes incidents with nothing found (736 or 746).
420 Toxic chemical condition, other.

Radioactive condition

431 Radiation leak, radioactive material. Includes release of radiation due to breaching of container or other accidental release.
430 Radioactive condition, other.

Electrical wiring/Equipment problem

441 Heat from short circuit (wiring), defective or worn insulation.
442 Overheated motor or wiring.
443 Breakdown of light ballast.
444 Power line down. Excludes people trapped by downed power lines (372).
445 Arcing, shorted electrical equipment.
440 Electrical wiring/equipment problem, other.

Biological hazard

451 Biological hazard, confirmed or suspected.

Accident, potential accident

461 Building or structure weakened or collapsed. Excludes incidents where people are trapped (351).
462 Aircraft standby. Includes routine standby for takeoff and landing as well as emergency alerts at airports.
463 Vehicle accident, general cleanup. Includes incidents where FD is dispatched after the accident to clear away debris. Excludes extrication from vehicle (352) and flammable liquid spills (411 or 413).
460 Accident, potential accident, other.

Explosive, bomb removal

471 Explosive, bomb removal. Includes disarming, rendering safe, and disposing of bombs or suspected devices. Excludes bomb scare (721).

Attempted burning, illegal action

481 Attempt to burn. Includes situations in which incendiary devices fail to function.
482 Threat to burn. Includes verbal threats and persons threatening to set themselves on fire. Excludes an attempted burning (481).
480 Attempted burning, illegal action, other.

Hazardous condition, other

400 Hazardous condition (no fire), other.

SERVICE CALL

Person in distress

- 511 Lock-out. Includes efforts to remove keys from locked vehicles. Excludes lock-ins (331).
- 512 Ring or jewelry removal, without transport to hospital. Excludes persons injured (321).
- 510 Person in distress, other.

Water problem

- 521 Water (not people) evacuation. Includes the removal of water from basements. Excludes water rescues (360 series).
- 522 Water or steam leak. Includes open hydrant. Excludes overpressure ruptures (211).
- 520 Water problem, other.

Smoke, odor problem

- 531 Smoke or odor removal. Excludes the removal of any hazardous materials.

Animal problem or rescue

- 541 Animal problem. Includes persons trapped by an animal or an animal on the loose.
- 541S Animal problem, snake
- 542 Animal rescue.
- 540 Animal problem or rescue, other.

Public service assistance

- 551 Assist police or other governmental agency. Includes forcible entry and the provision of lighting.
- 552 Police matter. Includes incidents where FD is called to a scene that should be handled by the police.
- 553 Public service. Excludes service to governmental agencies (551 or 552).
- 554 Assist invalid. Includes incidents where the invalid calls the FD for routine help, such as assisting a person in returning to bed or chair, with no transport or medical treatment given.
- 555 Defective elevator, no occupants.
- 550 Public service assistance, other.

Unauthorized burning

- 561 Unauthorized burning. Includes fires that are under control and not endangering property.

Cover assignment, standby at fire station, move-up

571 Cover assignment, assist other fire agency such as standby at a fire station or move-up.

Service call, other

500 Service call, other.

GOOD INTENT CALL

Dispatched and canceled en route

611 Dispatched and canceled en route. Incident cleared or canceled prior to arrival of the responding unit. If a unit arrives on the scene, fill out the applicable code.

611A Dispatched and canceled enroute to a fire alarm

611F Dispatched and canceled enroute to a fire

611F Dispatched and canceled enroute to a medical

611F Dispatched and canceled enroute to a special duty

611F Dispatched and canceled enroute to a traffic collision

Wrong location, no emergency found

621 Wrong location. Excludes malicious false alarms (710 series).

622 No incident found on arrival at dispatch address.

Controlled burning

631 Authorized controlled burning. Includes fires that are agricultural in nature and managed by the property owner. Excludes unauthorized controlled burning (561) and prescribed fires (632).

632 Prescribed fire. Includes fires ignited by management actions to meet specific objectives and have a written, approved prescribed fire plan prior to ignition. Excludes authorized controlled burning (631).

Vicinity alarm

641 Vicinity alarm (incident in other location). For use only when an erroneous report is received for a legitimate incident. Includes separate locations reported for an actual fire and multiple boxes pulled for one fire.

Steam, other gas mistaken for smoke

651 Smoke scare, odor of smoke, not steam (652). Excludes gas scares or odors of gas (671).

652 Steam, vapor, fog, or dust thought to be smoke.

653 Smoke from barbecue or tar kettle (no hostile fire).

650 Steam, other gas mistaken for smoke, other.

EMS call where party has been transported

661 EMS call where injured party has been transported by a non-fire service agency or left the scene prior to arrival.

HazMat release investigation w/no HazMat found

671 Hazardous material release investigation with no hazardous condition found. Includes odor of gas with no leak/gas found.

672 Biological hazard investigation with no hazardous condition found.

Good intent call, other

600 Good intent call, other.

FALSE ALARM AND FALSE CALL

Malicious, mischievous false alarm

711 Municipal alarm system, malicious false alarm. Includes alarms transmitted on street fire alarm boxes.

712 Direct tie to fire department, malicious false alarm. Includes malicious alarms transmitted via fire alarm system directly tied to the fire department, not via dialed telephone.

713 Telephone, malicious false alarm. Includes false alarms transmitted via the public telephone network using the local emergency reporting number of the fire department or another emergency service agency.

714 Central station, malicious false alarm. Includes malicious false alarms via a central-station-monitored fire alarm system.

715 Local alarm system, malicious false alarm. Includes malicious false alarms reported via telephone or other means as a result of activation of a local fire alarm system.

710 Malicious, mischievous false alarm, other.

Bomb scare

721 Bomb scare (no bomb).

System or detector malfunction. Includes improper performance of fire alarm system that is not a result of a proper system response to environmental stimuli such as smoke or high heat conditions.

731 Sprinkler activated due to the failure or malfunction of the sprinkler system. Includes any failure of sprinkler equipment that leads to sprinkler activation with no fire present. Excludes unintentional operation caused by damage to the sprinkler system (740 series).

- 732 Extinguishing system activation due to malfunction.
- 733 Smoke detector activation due to malfunction.
- 734 Heat detector activation due to malfunction.
- 735 Alarm system activation due to malfunction.
- 736 Carbon monoxide detector activation due to malfunction.
- 730 System or detector malfunction, other.

Unintentional system or detector operation (no fire). Includes tripping an interior device accidentally.

- 741 Sprinkler activation (no fire), unintentional. Includes testing the sprinkler system without fire department notification.
- 742 Extinguishing system activation. Includes testing the extinguishing system without fire department notification.
- 743 Smoke detector activation (no fire), unintentional. Includes proper system responses to environmental stimuli such as non-hostile smoke.
- 744 Detector activation (no fire), unintentional. A result of a proper system response to environmental stimuli such as high heat conditions.
- 745 Alarm system activation (no fire), unintentional.
- 746 Carbon monoxide detector activation (no carbon monoxide detected). Excludes carbon monoxide detector malfunction.
- 740 Unintentional transmission of alarm, other.

Biohazard scare

- 751 Biological hazard, malicious false report.

False alarm and false call, other

- 700 False alarm or false call, other.

SEVERE WEATHER AND NATURAL DISASTER

- 811 Earthquake assessment, no rescue or other service rendered.
- 812 Flood assessment. Excludes water rescue (360 series).
- 813 Wind storm. Includes tornado, hurricane, or cyclone assessment. No other service rendered.
- 814 Lightning strike (no fire). Includes investigation.
- 815 Severe weather or natural disaster standby.
- 800 Severe weather or natural disaster, other.

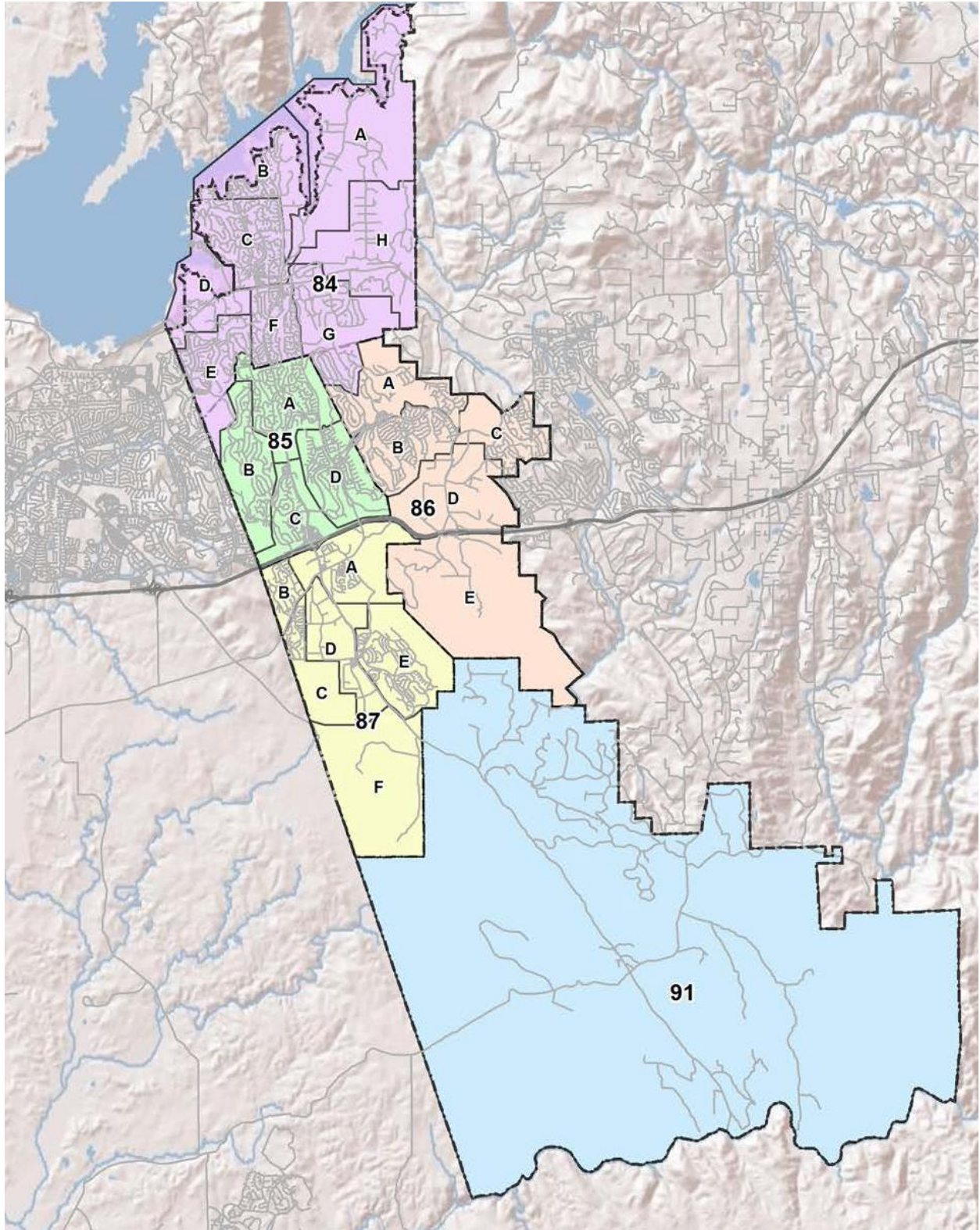
SPECIAL INCIDENT TYPE

Citizen complaint

911 Citizen's complaint. Includes reports of code or ordinance violation.

Special type of incident, other

900 Special type of incident, other.





EL DORADO HILLS FIRE DEPARTMENT

QUARTERLY TRAINING REPORT

OCTOBER - DECEMBER 2016

“YOUR SAFETY ... OUR COMMITMENT”

TRAINING HOURS

Category Hours

Paid Training	3859.41
Wellness Training (All)	409.75
Volunteer Training	115.55
TOTAL	4384.71

SIGNIFICANT TRAINING

- SCBA Training
- FF Survival & RIC Bag Training
- EMS Household Overdose & Poisoning Training
- Blood Borne Pathogen Mandate Training
- Safety Training (use of ladders in inclement weather)
- Multi-Causality Incident (MCI) Training
- Residential & Commercial Structure Fire Table-Top Training
- Paramedic Accreditation Training & Skills (PATs)
- Safety Training (scene safety at MVA's & MCI's)
- New ZOLL ECG X-Series Monitor Training
- EMS 12-Lead Training
- Building Construction & Facility Orientation Training:
 - 4250 Town Center Blvd. - New Residential Living Facility
- Advanced Cardio Life Support Training Class
- Pediatric Advanced Life Support Training Class
- Cardio-Pulmonary Resuscitation Training Class
- Pre-Hospital Trauma Life Support Training Class
- Multiple Department & EMS Policy/Procedure review/training
- EMS Scenarios each month.



EL DORADO HILLS FIRE DEPARTMENT

QUARTERLY PREVENTION REPORT

OCTOBER - DECEMBER 2016

“YOUR SAFETY ... OUR COMMITMENT”

Public Education

- Fire station tours (11 tours / 32 personnel / 33.5 staff hours).
- Public education activities (23 activities / 68 personnel / 170.25 staff hours)

Juvenile Fire Setter Program

- 0 Case(s) / 0 personnel / 0 staff hours

Fire Investigations

- 2 Investigation(s) / 2 personnel / 2.42 staff hours

Buckle Up Baby

- 7 installations / 8 personnel / 14.5 staff hours

Wildland Fire Safe Plans

- 0 plans / 0 personnel / 0 staff hours

Vacant Lot Program

- Currently researching a possible RFP for weed abatement contract in order to save the community members money on non-compliant lots that must have the weed abated by the Fire Department per our vacant lot ordinance.

Hazard Reduction Program

- We are continuing to work with the community for complaints and compliance.

Business Inspection Program

- 84, 85, 86, 87, 91 have completed their inspections. New in 2017 will be iPad inspections made available by FireHouse Inspector app technology that allows the crews to use mapping and digital PDFs for inspection communications and seamless integration into FireHouse, saving time on double-data entry and documentation.

Fire Prevention Officers Meetings

- 3 meetings / 4 personnel / 10.25 staff hours
- Fire code adoption for 2016 in at the BOS office, with an expected filing with the State in late January.

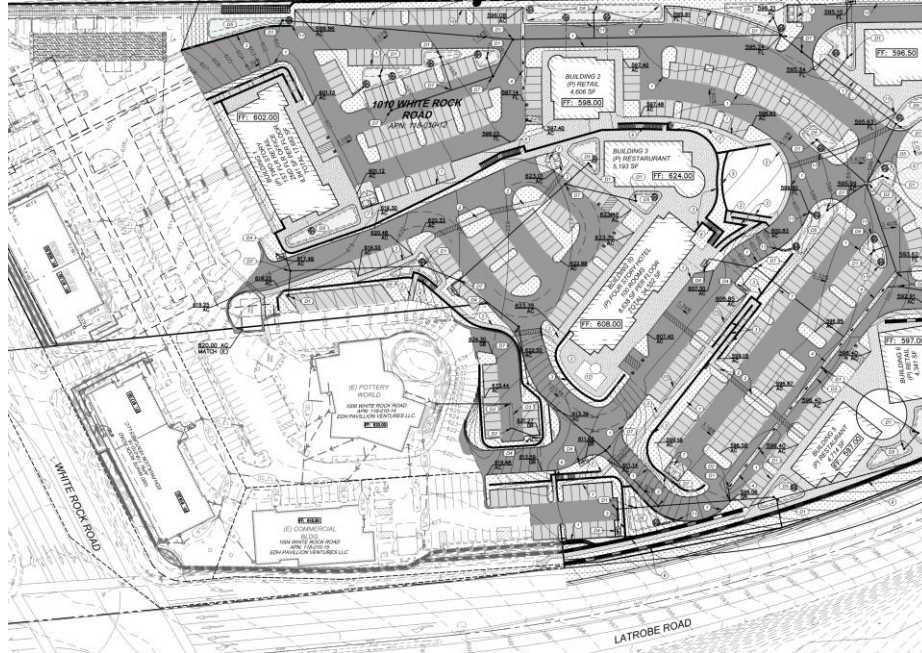
Fire Safe Council

- EDH Fire & EDCFSC are working together on the CWPP for the County's West Slope to map out trouble areas and projects that can be put in line to receive grant funding in the future. Last meeting was October 2016. Restart in March 2017.

Development Snapshot - 10 most current projects

➤ Montano de El Dorado

Fire-Flow has been requested for 11 buildings, including retail, business, and a 4-story hotel. This will complete the parcel south of the current Montano (Relish Burger and Pottery World) development off White Rock Rd. and Latrobe Rd.



➤ Taco Bell Re-imaging

Fire-Flow has been requested for 11 buildings, including retail, business, and a 4-story hotel. This will complete the parcel south of the current Montano (Relish Burger and Pottery World) development off White Rock Rd. and Latrobe Rd.

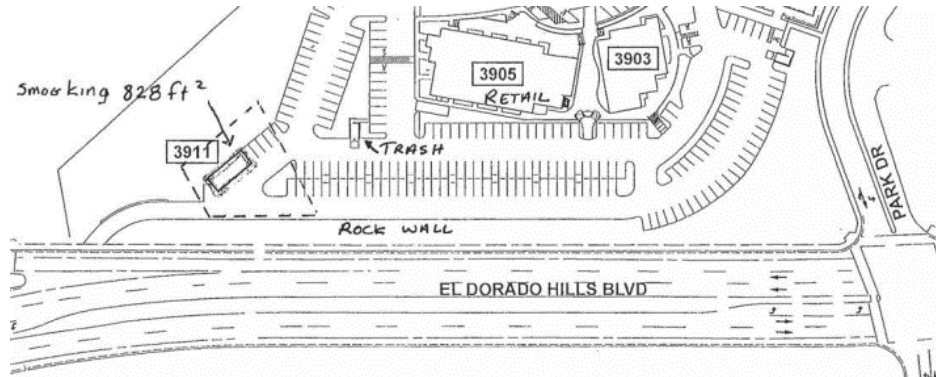


➤ VPD T.I.

Early Project Review for converting this vacant building into 3 retail stores, adding 50,000 square feet to the footprint, and adding 2 more retail buildings at the corners of Town Center West and Latrobe Rd., as well as White Rock Rd. and Latrobe Rd. (No map provided yet)

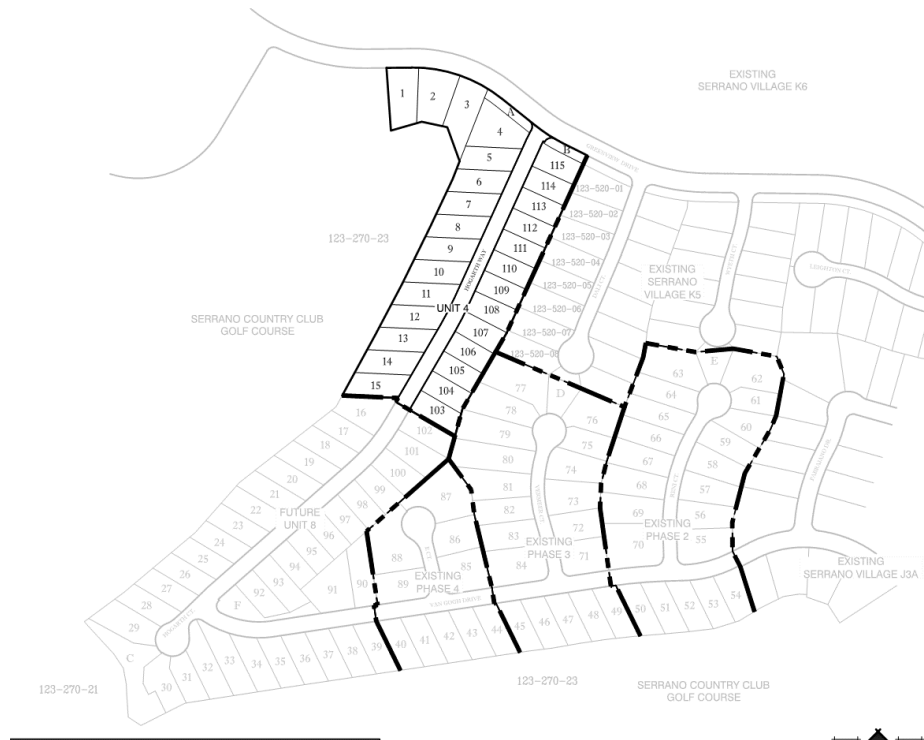
➤ **Smog King – Park Dr.**

S 16-0010 – SMOG KING (Ethan Conrad/Thomas Petrone): A request to operate an emissions inspection facility in an existing structure. The project is zoned Commercial Community-Design Review-Community (CC-DC). The property, identified by Assessor's Parcel Number 121-170-01, consists of 10,012 square feet, and is located on the north side of Park Drive approximately 500 feet north of the intersection with El Dorado Hills Blvd., in the El Dorado Hills area.

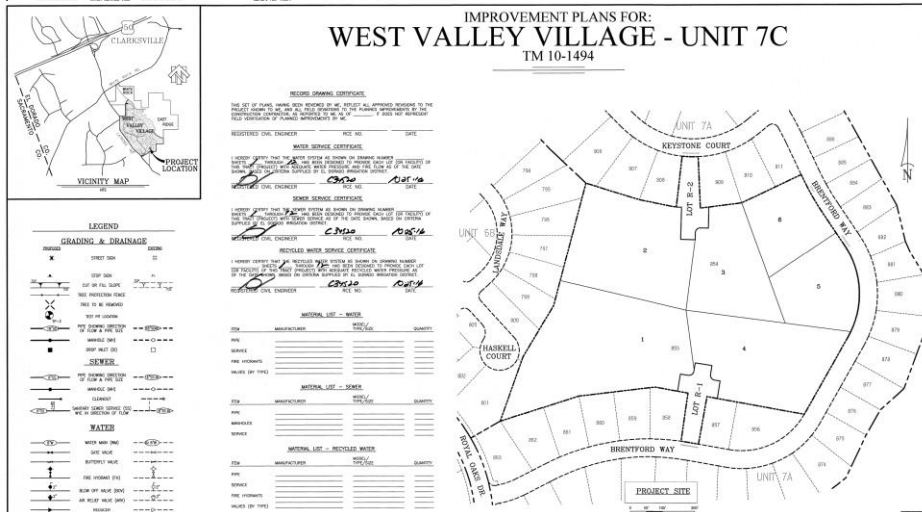
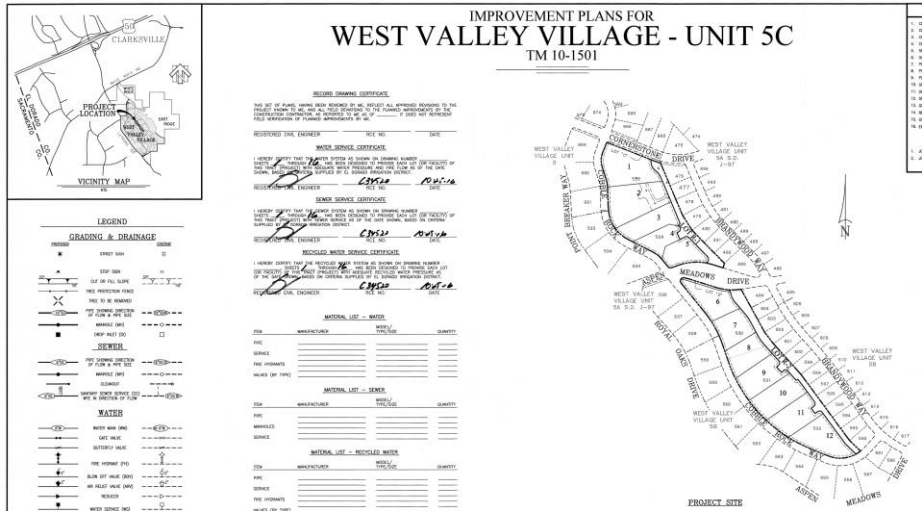
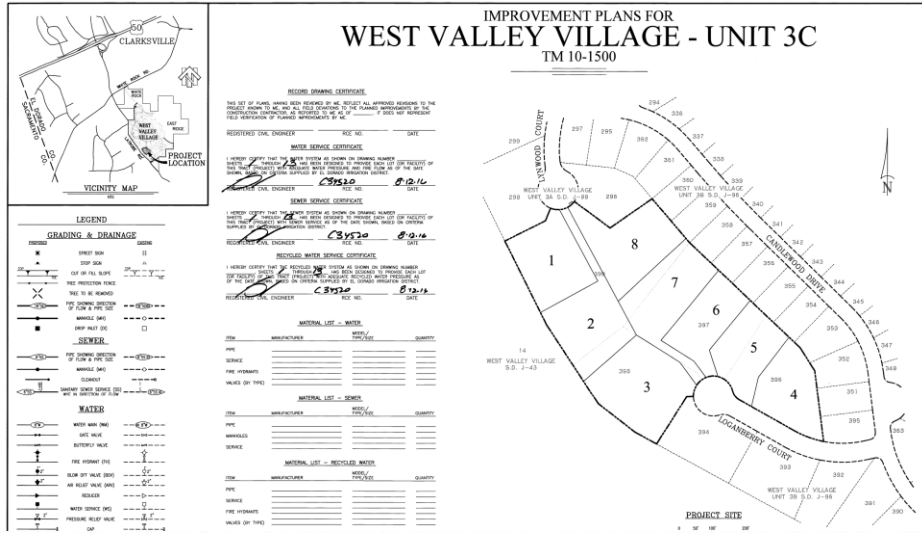


➤ **Serrano K5 unit 4**

No project description provided yet.

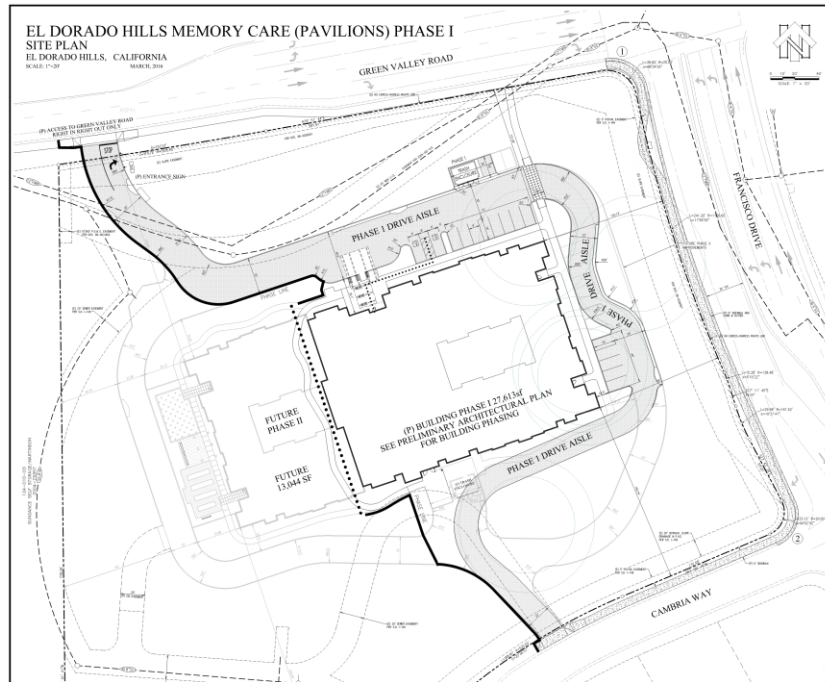


➤ **Blackstone units 3C, 5C, 7C, 6&7**



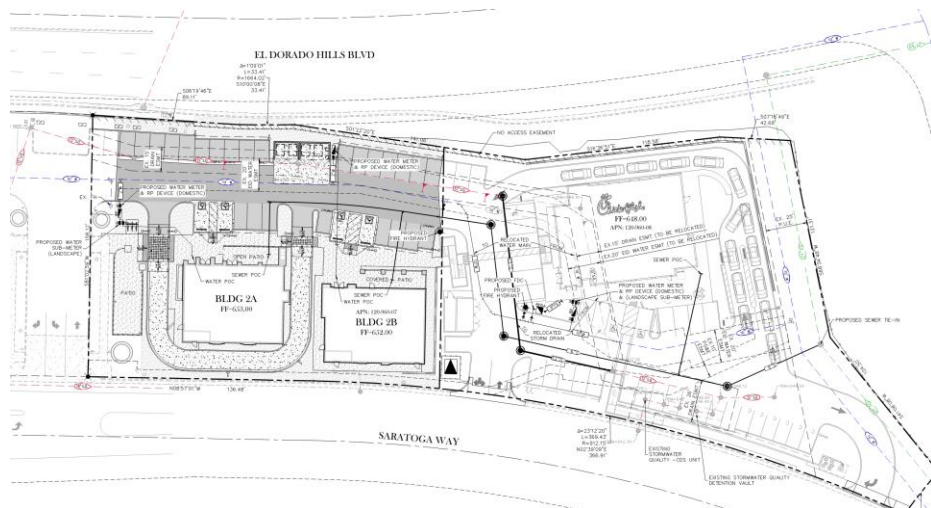
➤ The Pavilions Memory Care

The Pavilions at El Dorado Hills Memory Care site is a 6.85 -acre site located at the southwest corner of Green Valley Road and Francisco Drive in the County of El Dorado. The property is bounded on the north by Green Valley Road, on the east by Francisco Drive, on the south by Cambria drive, and on the west by undeveloped land. Neighboring uses include commercial/retail to the north, northeast, and east with residential uses to the south.



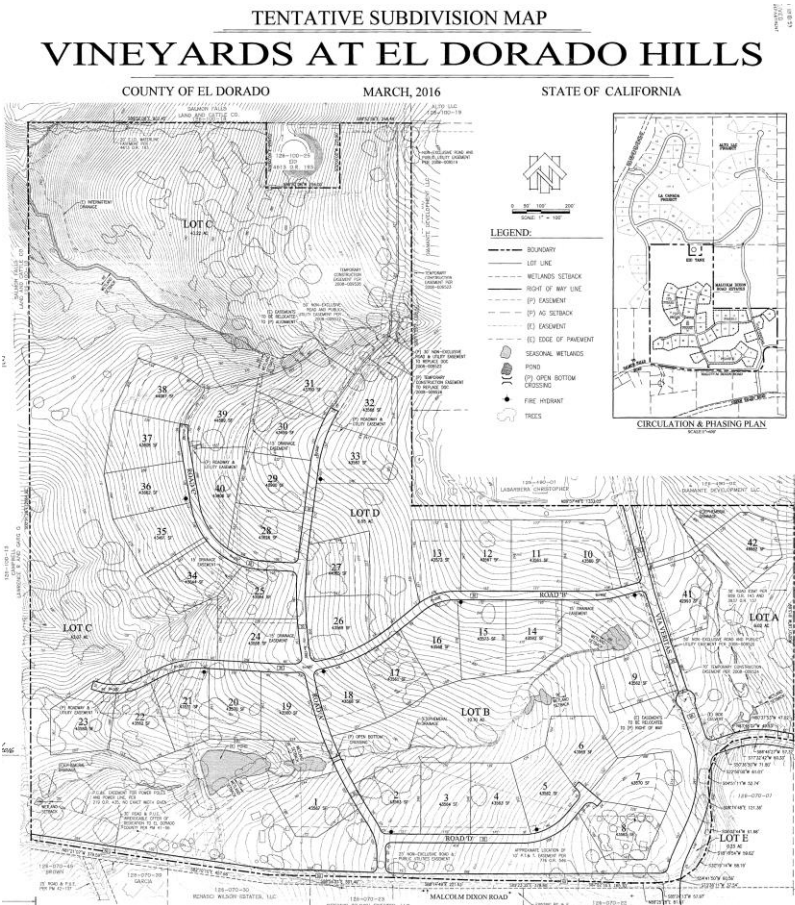
➤ **The Shops (by Walgreens)**

Retail/Commercial space, 3 food chains planned, with one being Chick-Fil-A (already confirmed). 1 sprinklered building and 2 non-sprinklered.



➤ **Vineyards @ EDH**

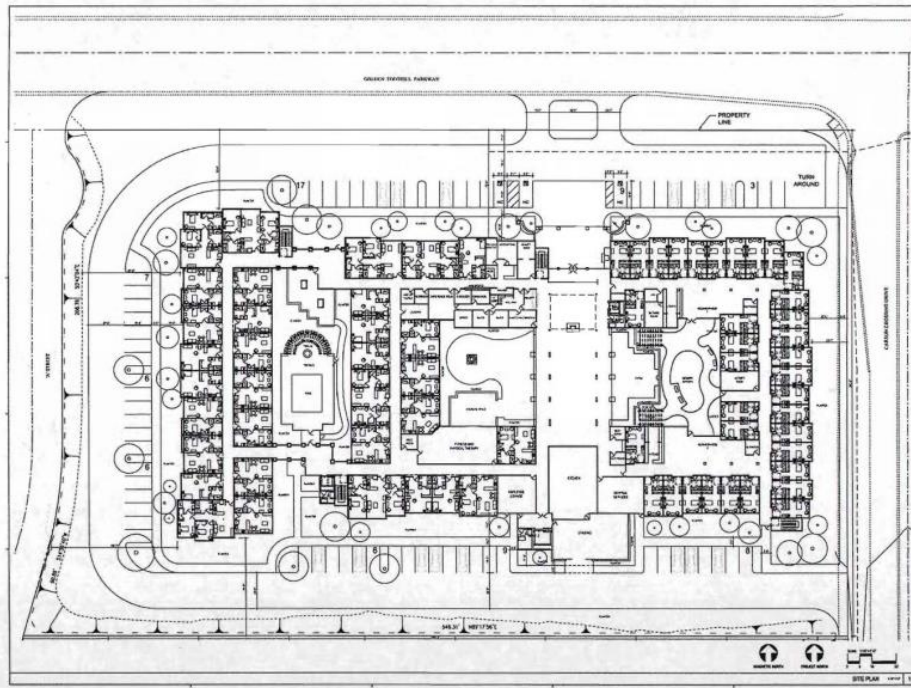
TM16-1528, Z16-0002, PD16-0001 - VINEYARD AT EL DORADO HILLS (OMNI Financial, LLC/CTA Engineering and Surveying): A Tentative Subdivision Map request to create 42 Residential lots on 114 acres, 5 Open Space lots and one roadway lot, a rezone to add the Planned Development combining zone to create the RE-5-PD zone, and a Planned Development to allow clustering of residential units and utilize the residential density bonus. The property, identified by Assessor's Parcel Number 126-100-24, consists of 114 acres, and is located approximately 0.3 miles northeast of the intersection of Malcolm Dixon Road and Salmon Falls Road, in the El Dorado Hills area.



➤ **Westmont EDH**

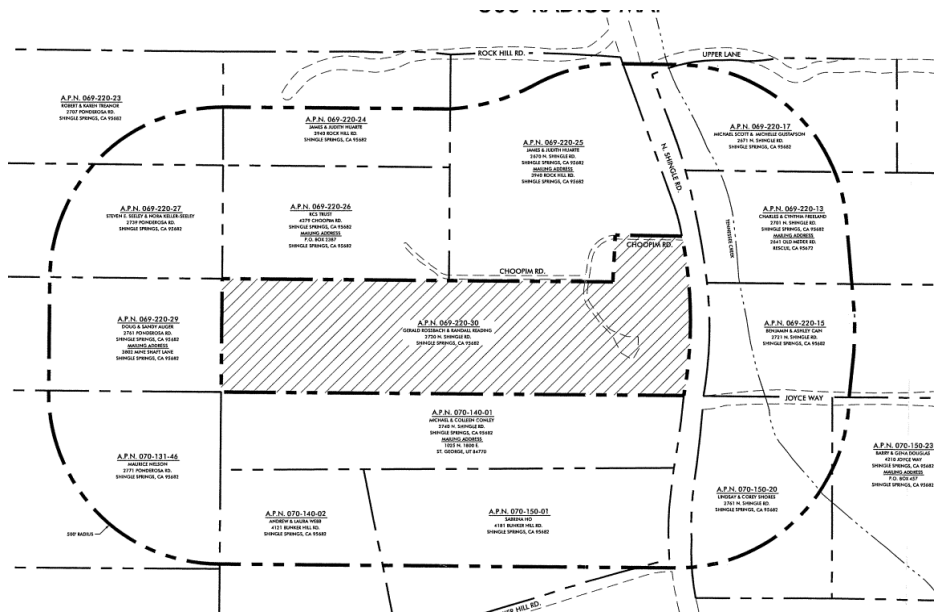
Project Description: The proposed project is for a residential care facility for the elderly that will be situated on approximately 4 acres. The care facility is a 24-hour per day operation that will provide a socialized environment including meals, entertainment, activities and exercise programs, a movie theater, onsite beauty shop, and a gift shop. Additionally, there will be access to nearby walking trails and transportation to various activities and shopping in the area.

See image on next page...



➤ Rossbach Parcel Split

P 16-0007 - ROSSBACH PARCEL MAP (Gerald Rossbach/Randall Reading/The Olympus Group, Inc., Rich Francis): A request for a parcel map to split a 10.94 acre parcel into two parcels of 5.00 and 5.94 acres each. The property, identified by Assessor's Parcel Number 069-220-30, consists of 10.94 acres, and is located on the west side of North Shingle Road approximately 1 mile south of the intersection with Green Valley Road, in the Shingle Springs area.





EL DORADO HILLS FIRE DEPARTMENT

VEHICLE REPORT

JANUARY 2017

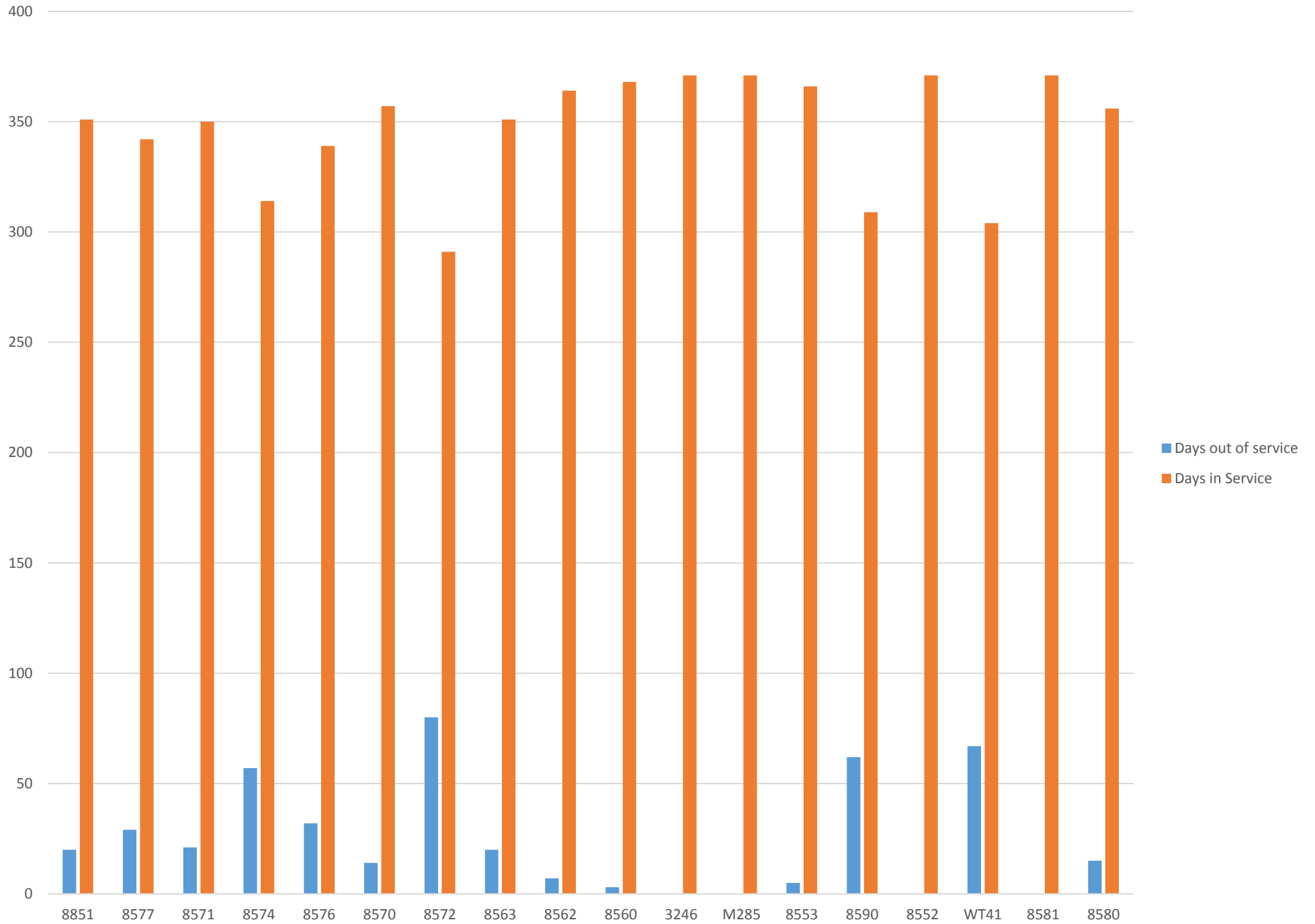
“YOUR SAFETY ... OUR COMMITMENT”

Days In/Out of Service

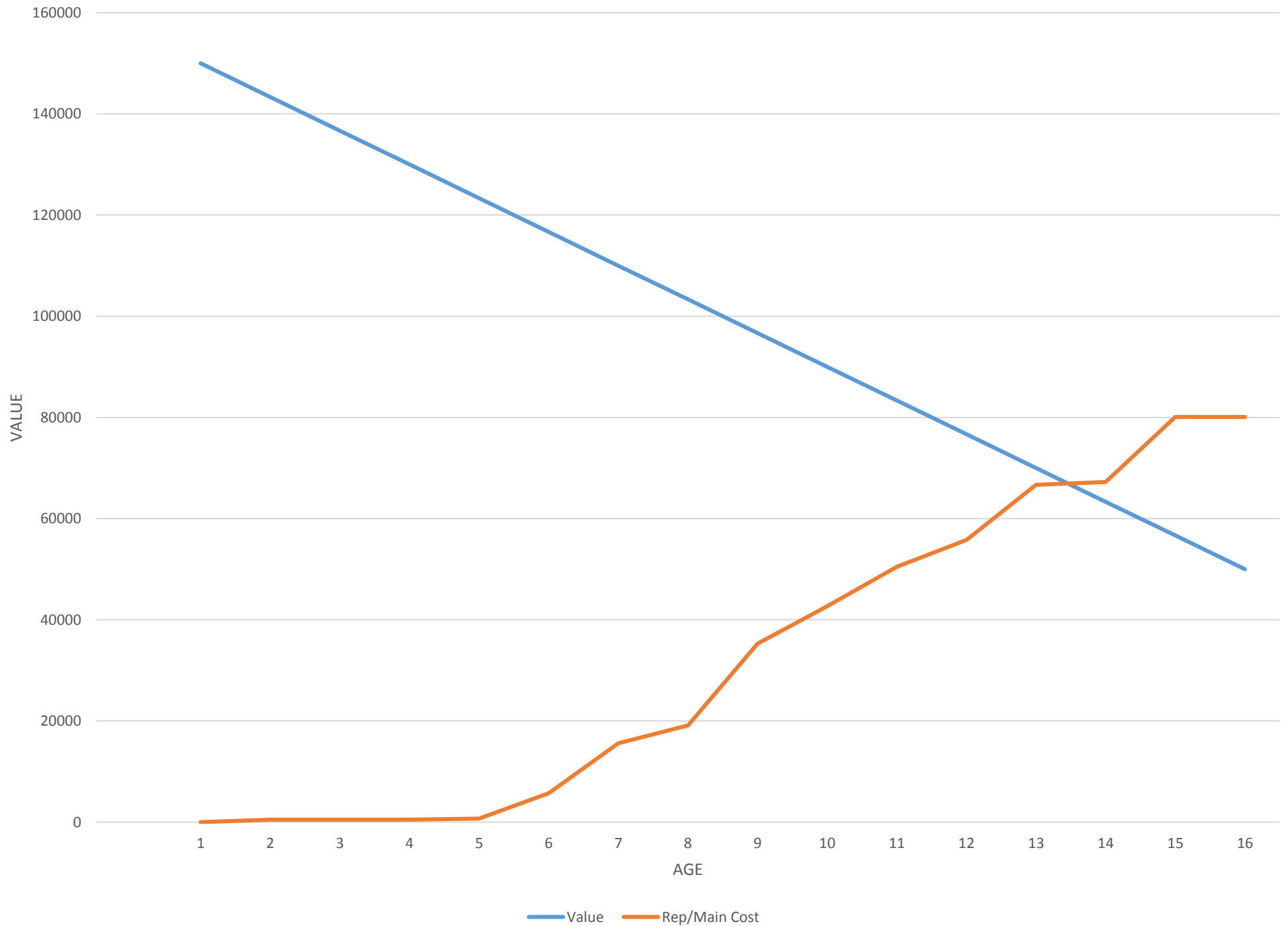
Vehicle Assessment

- Age, Value, Cost
- Vehicles Included:
 - Air Unit 85
 - Engine 285
 - Engine 85
 - Engine 86
 - Engine 87
 - Engine 286
 - Engine 387
 - Engine 386
 - Engine 84
 - Engine 391
 - P91
 - T85
 - S 91 Type 6
 - Water Tender 92

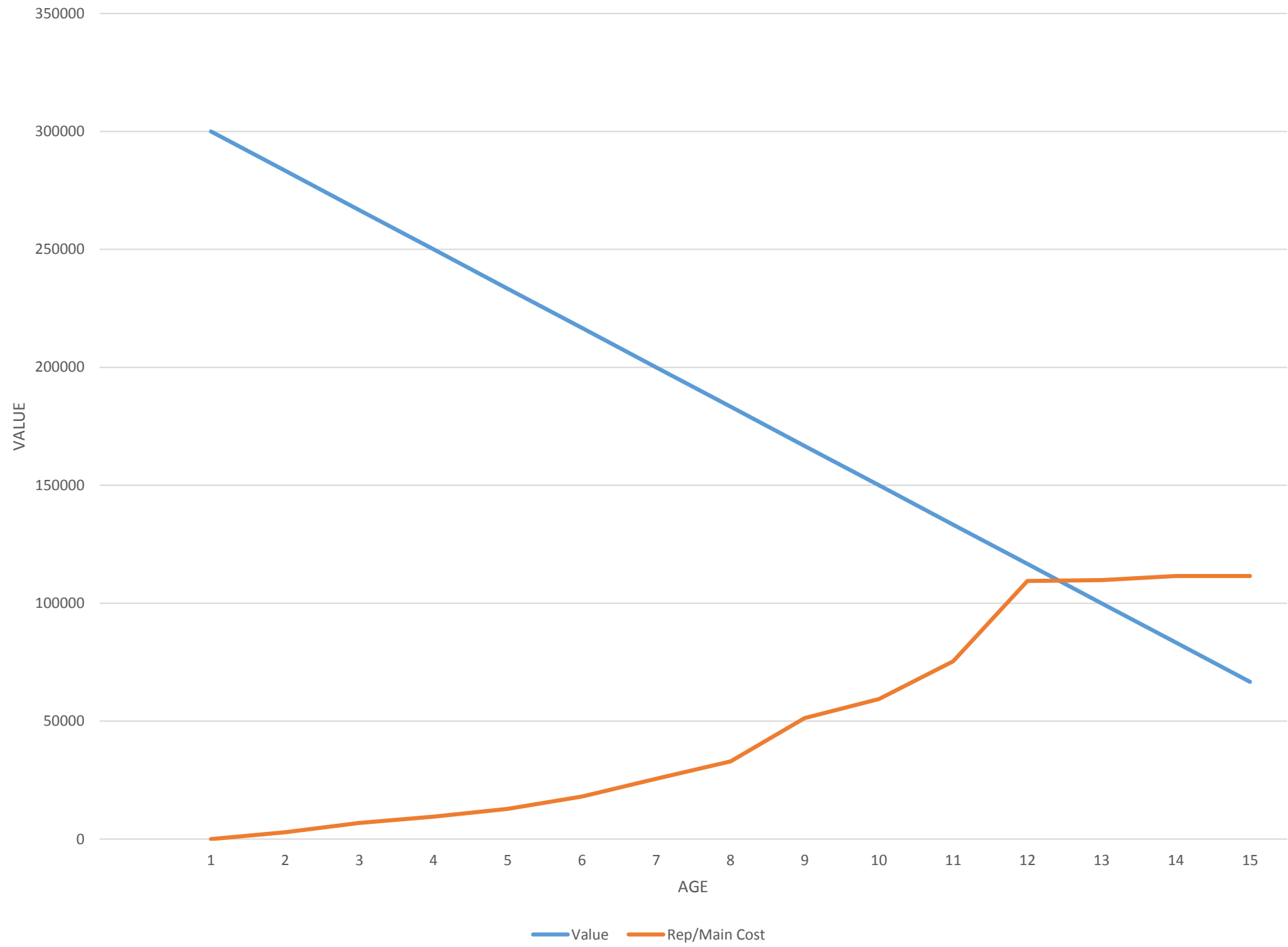
Days in/Out of Service



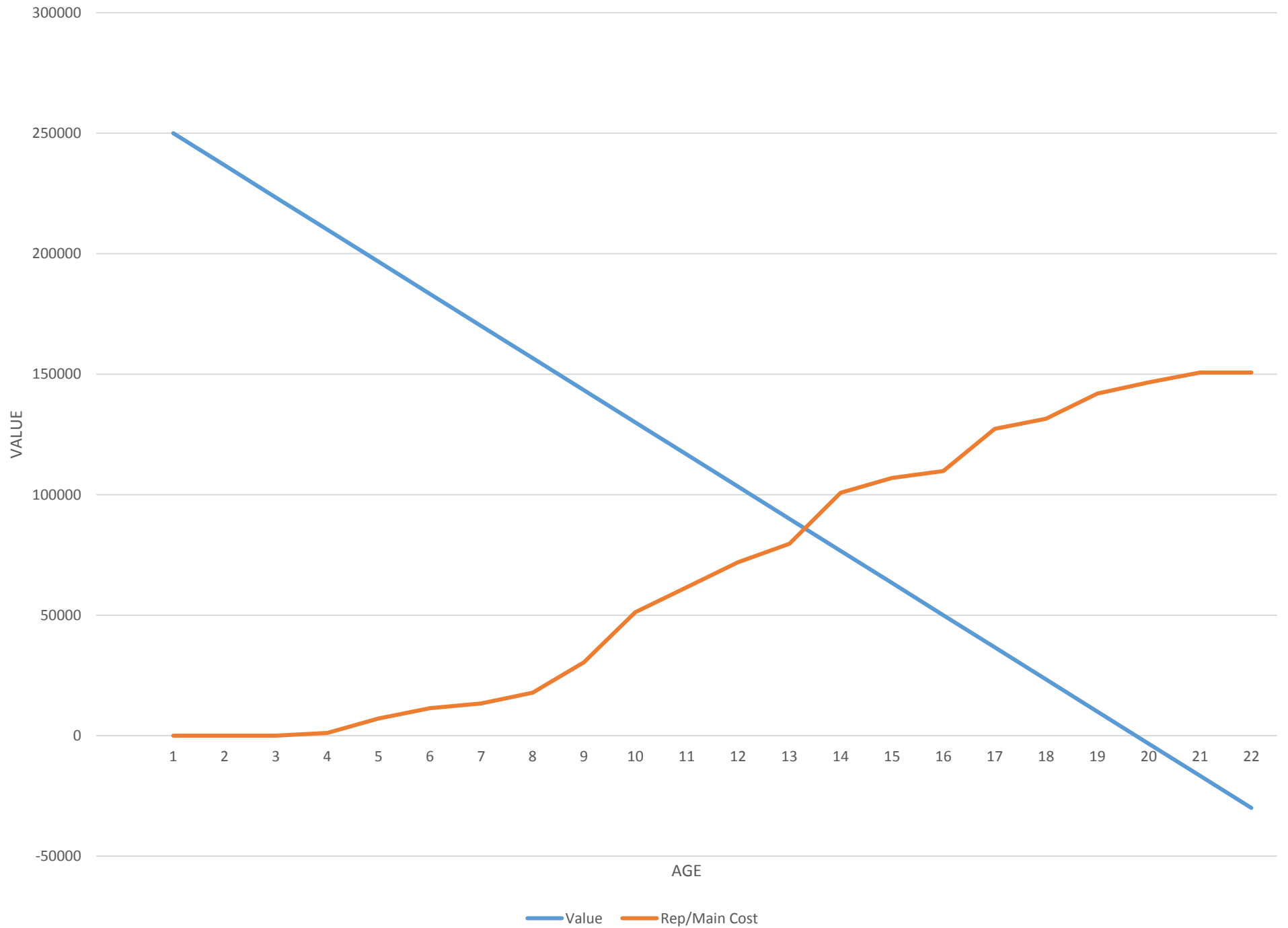
8551 (A85)



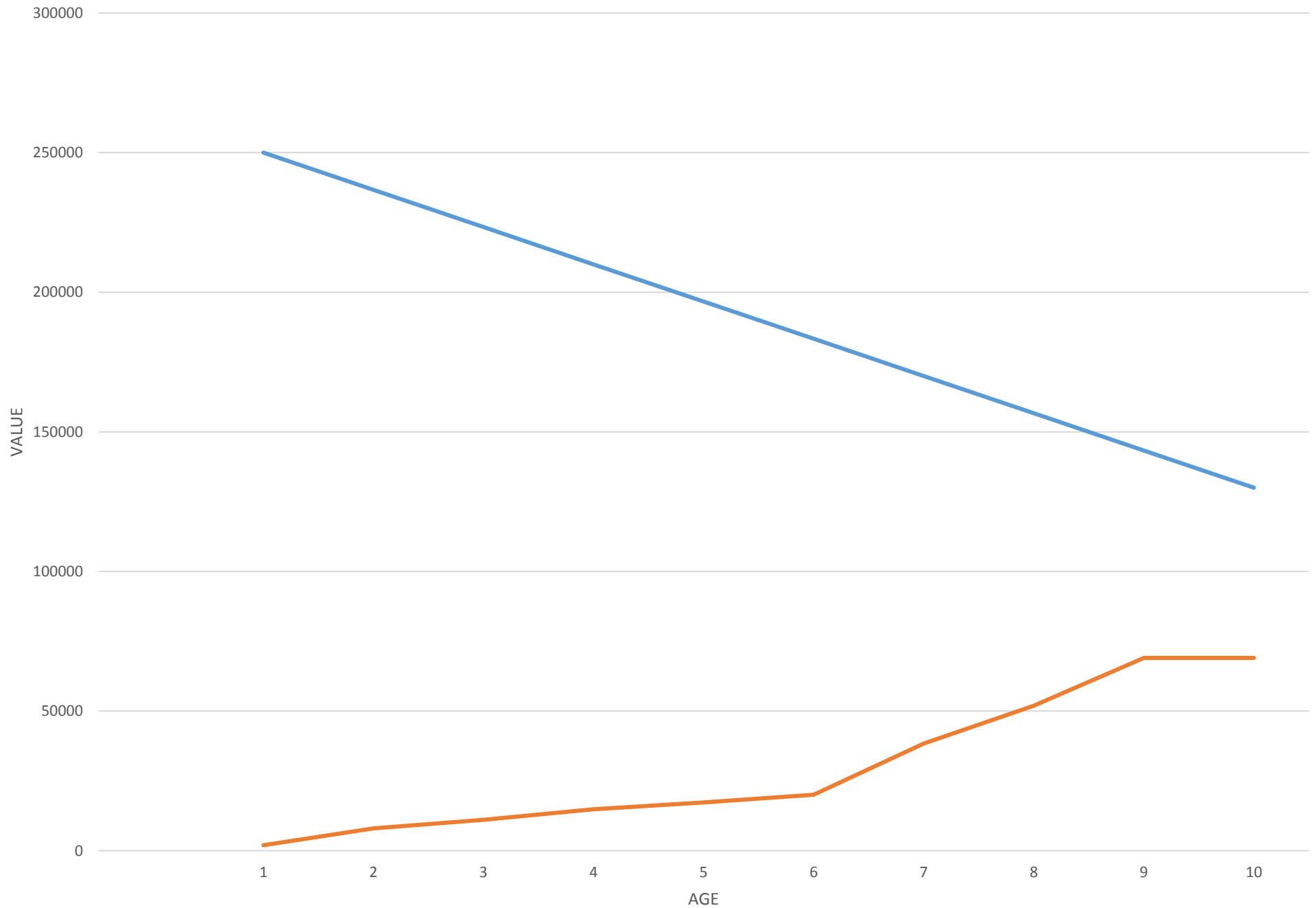
8570 (E285)



8571 (E85)

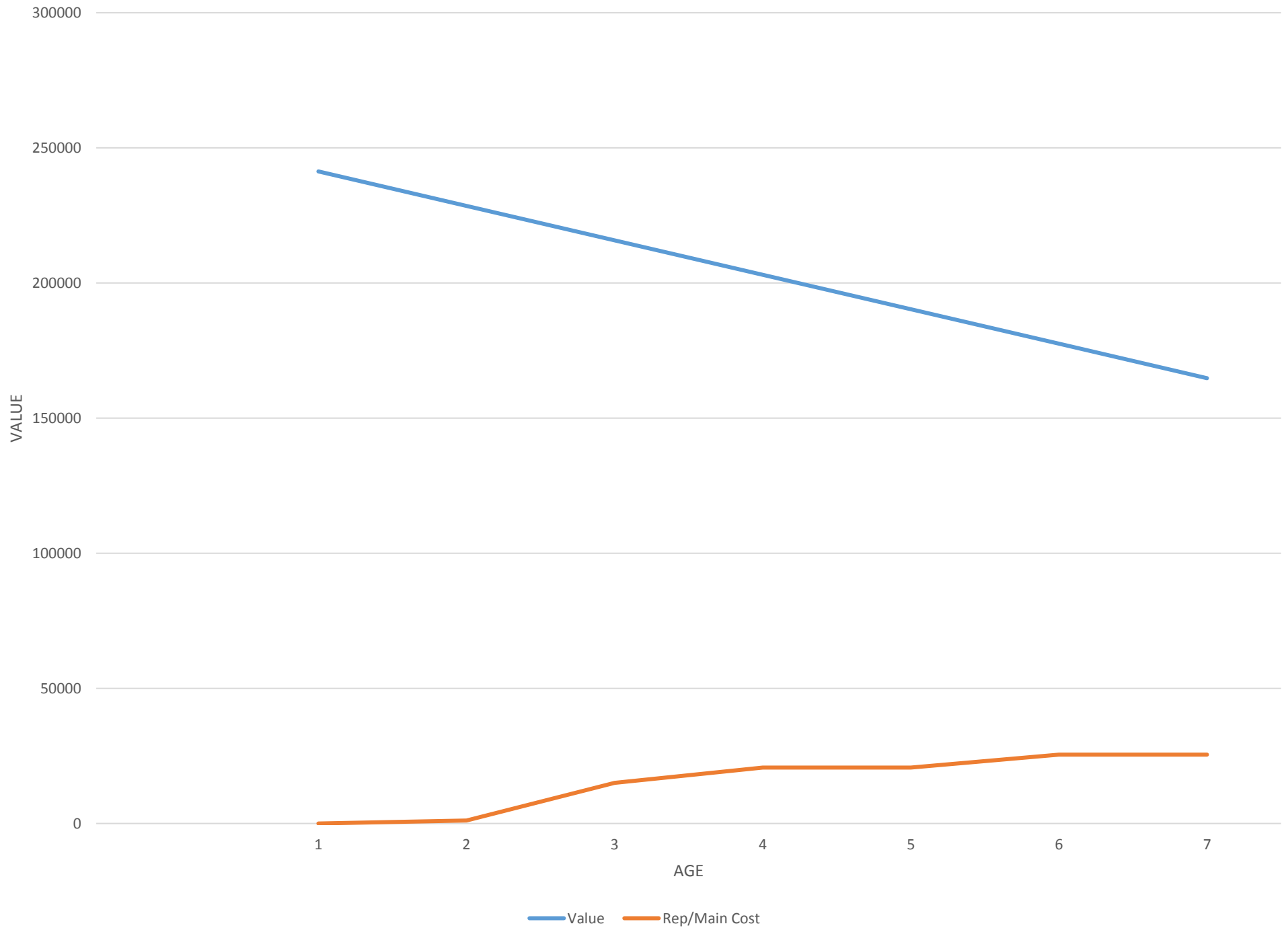


8574 (E86)

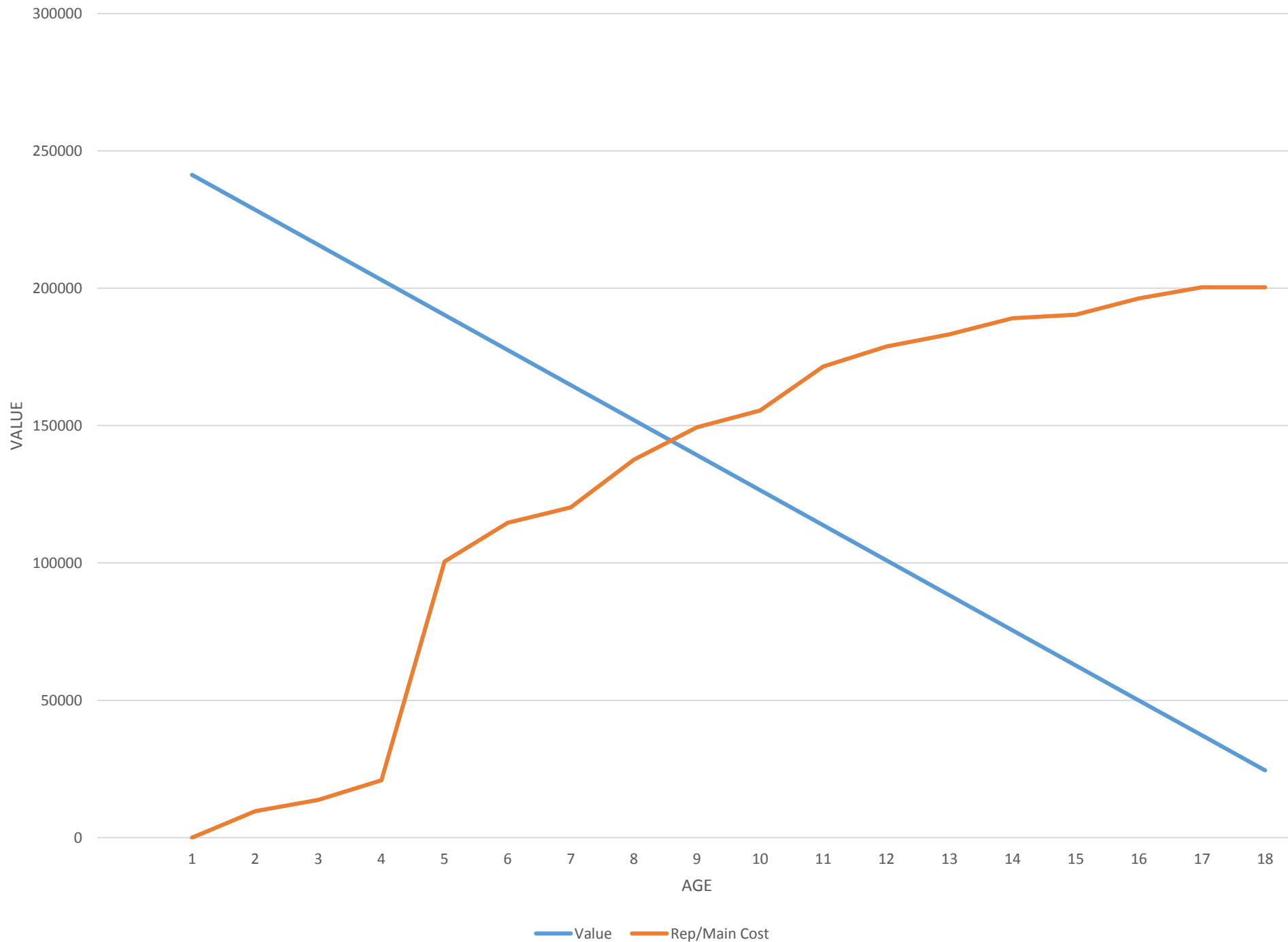


Value Rep/Main Cost

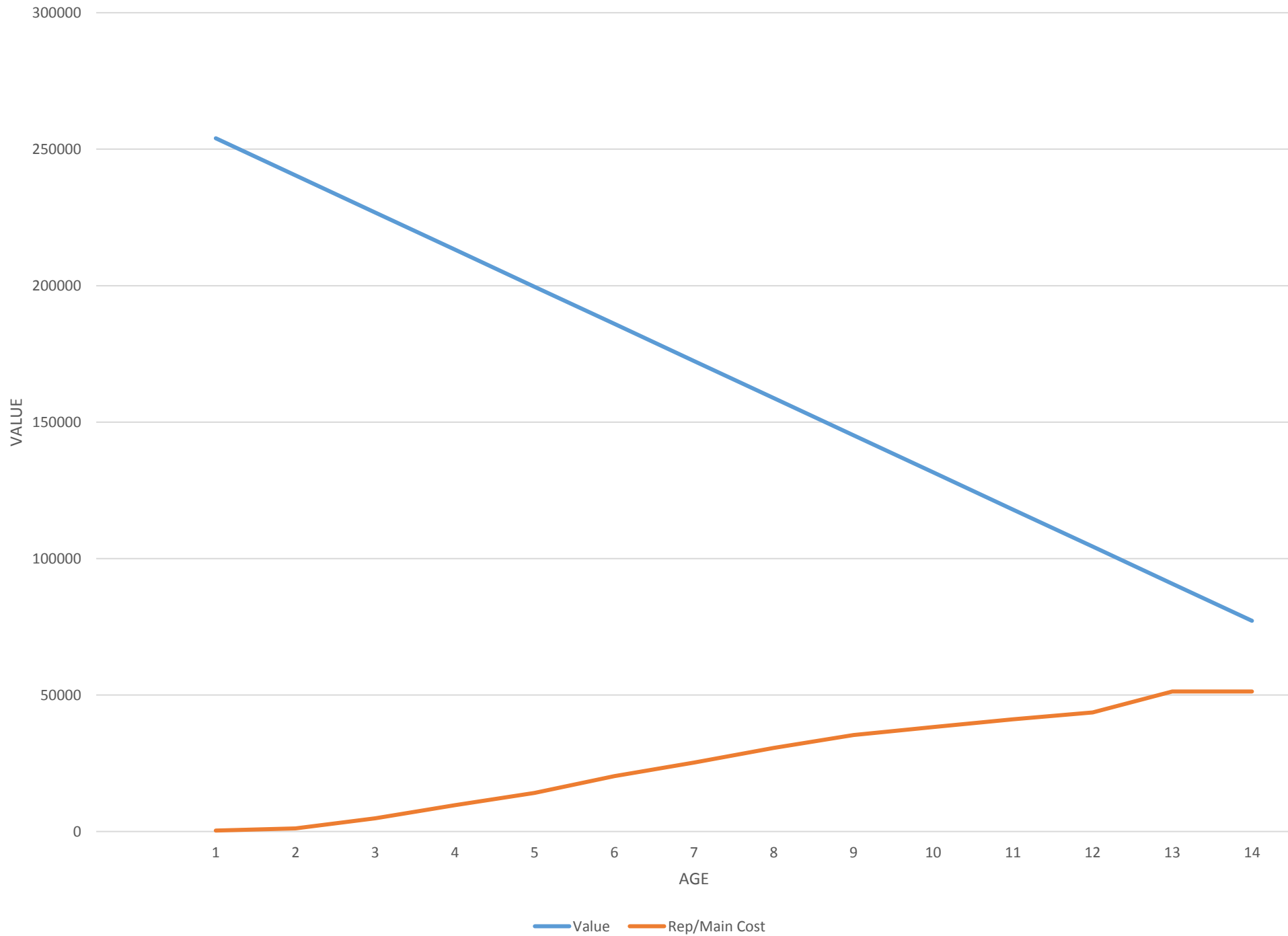
8576 (E87)



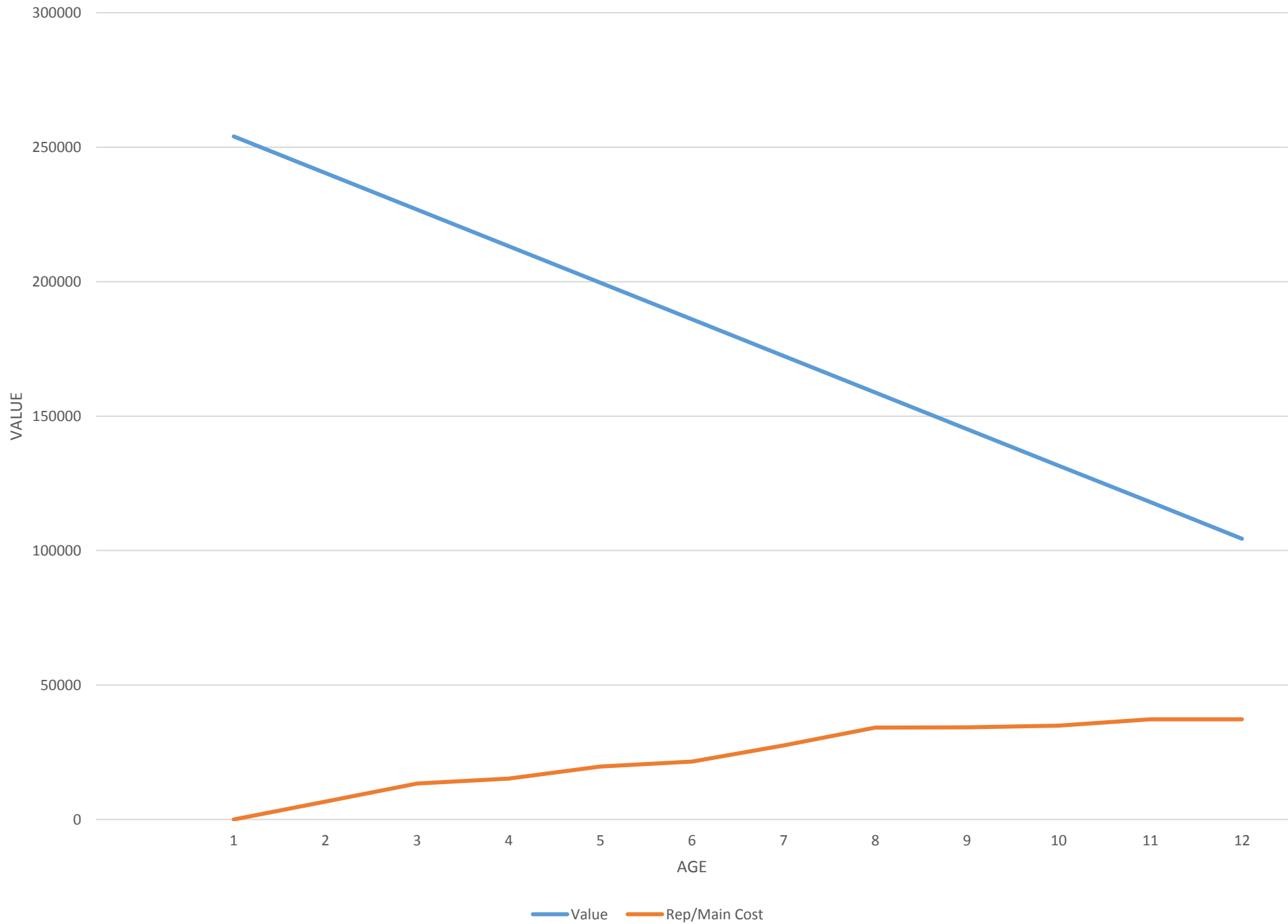
8572 (E286)



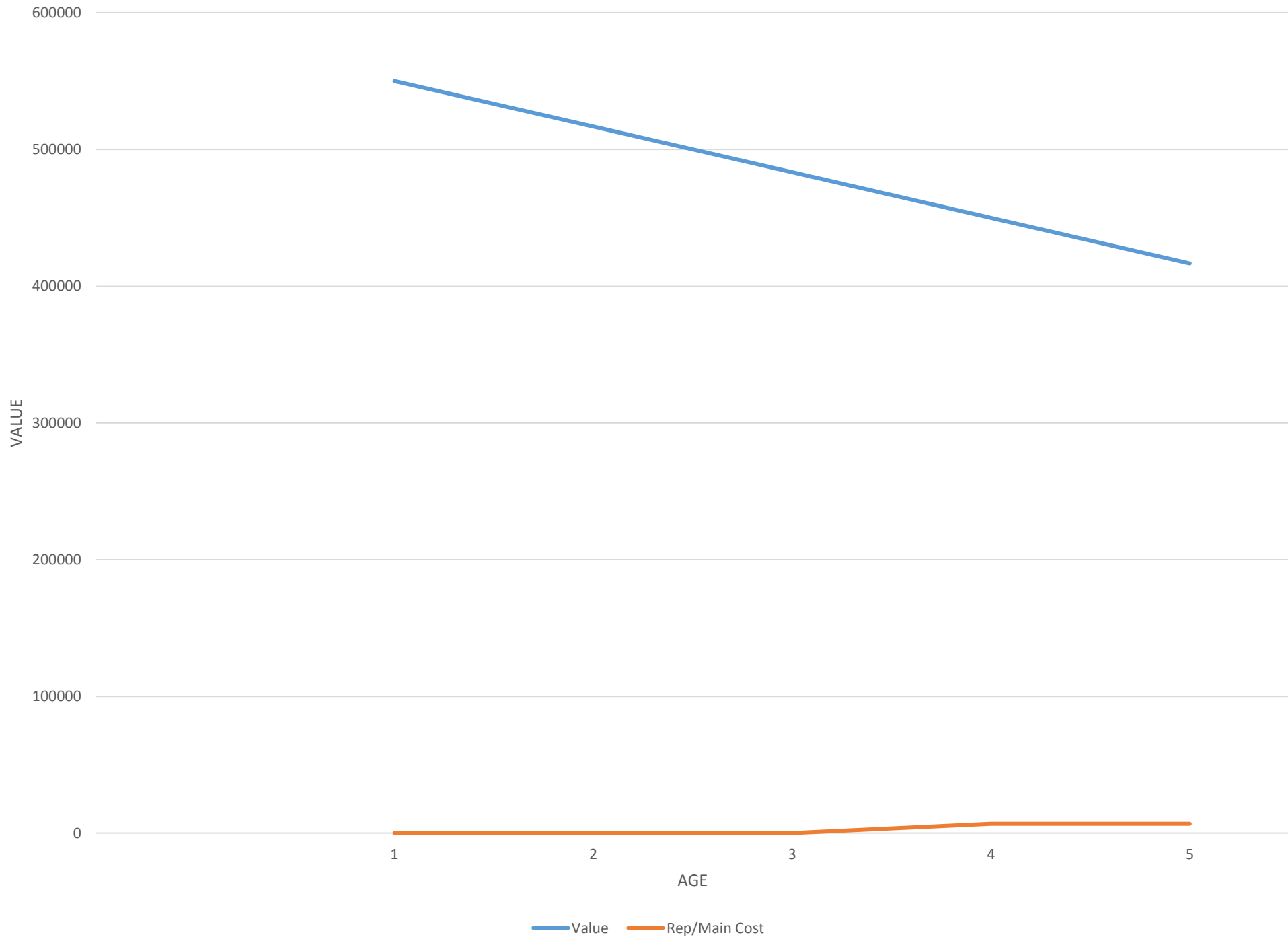
8562 (E387)



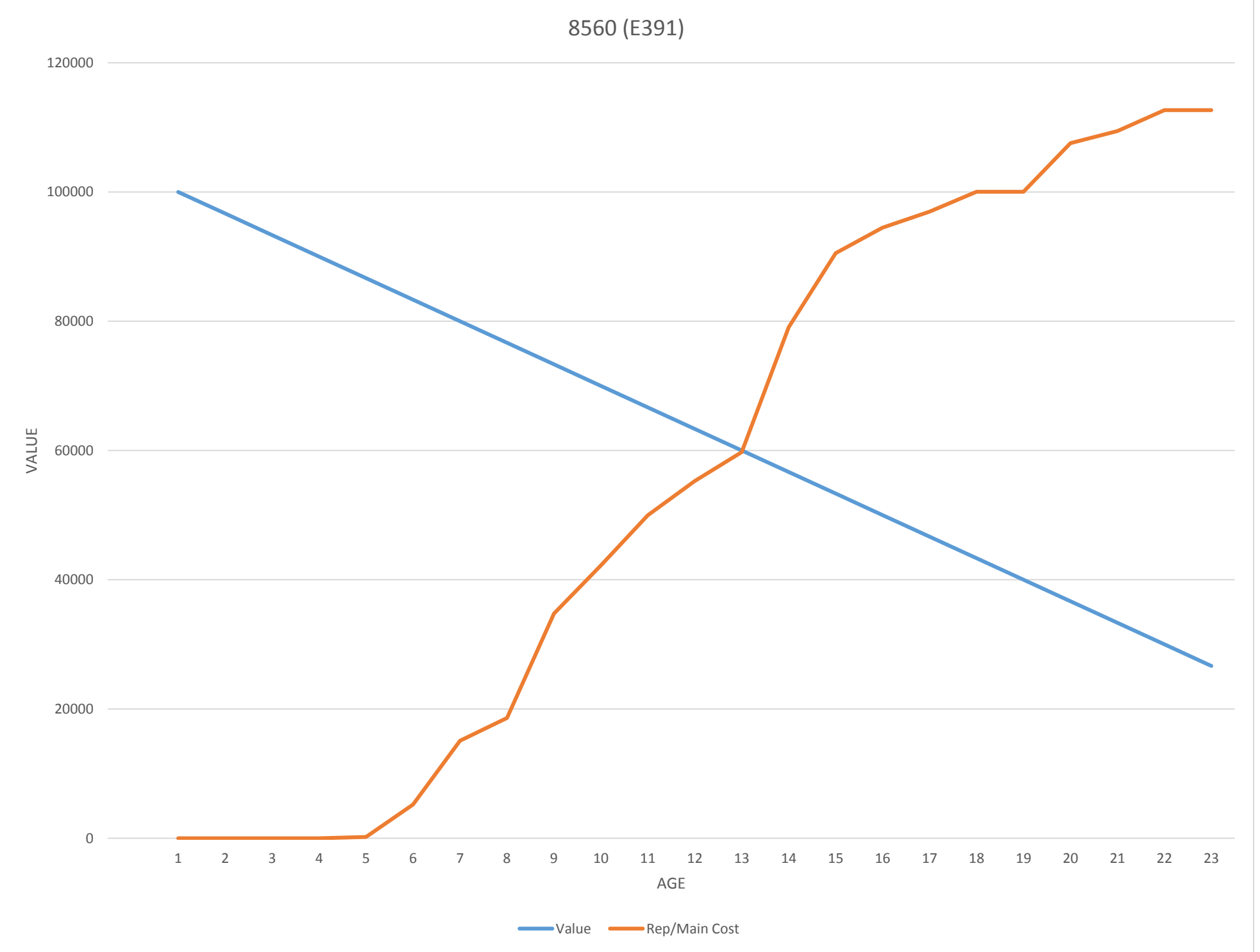
8563 (E386)



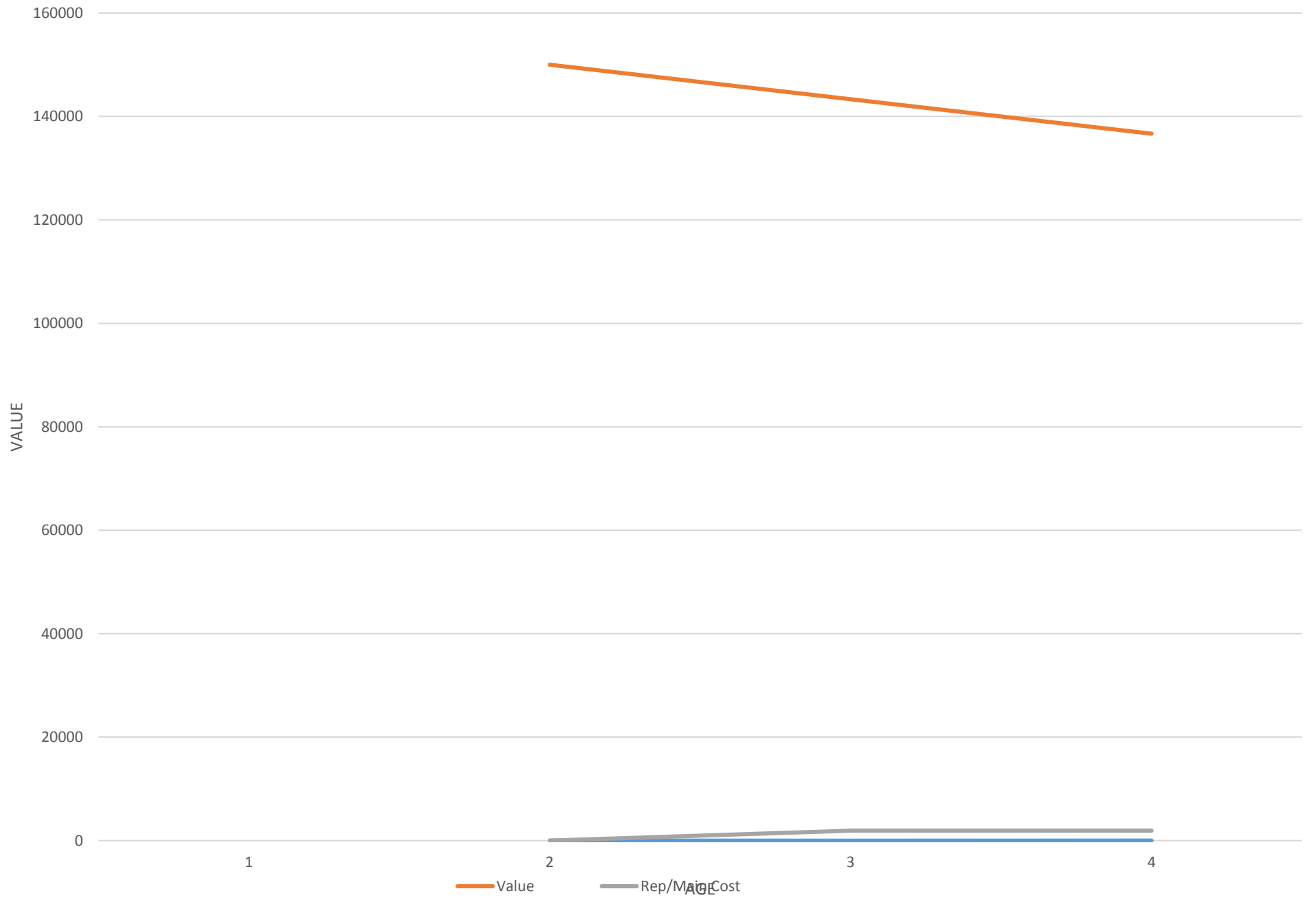
8577 (E84)



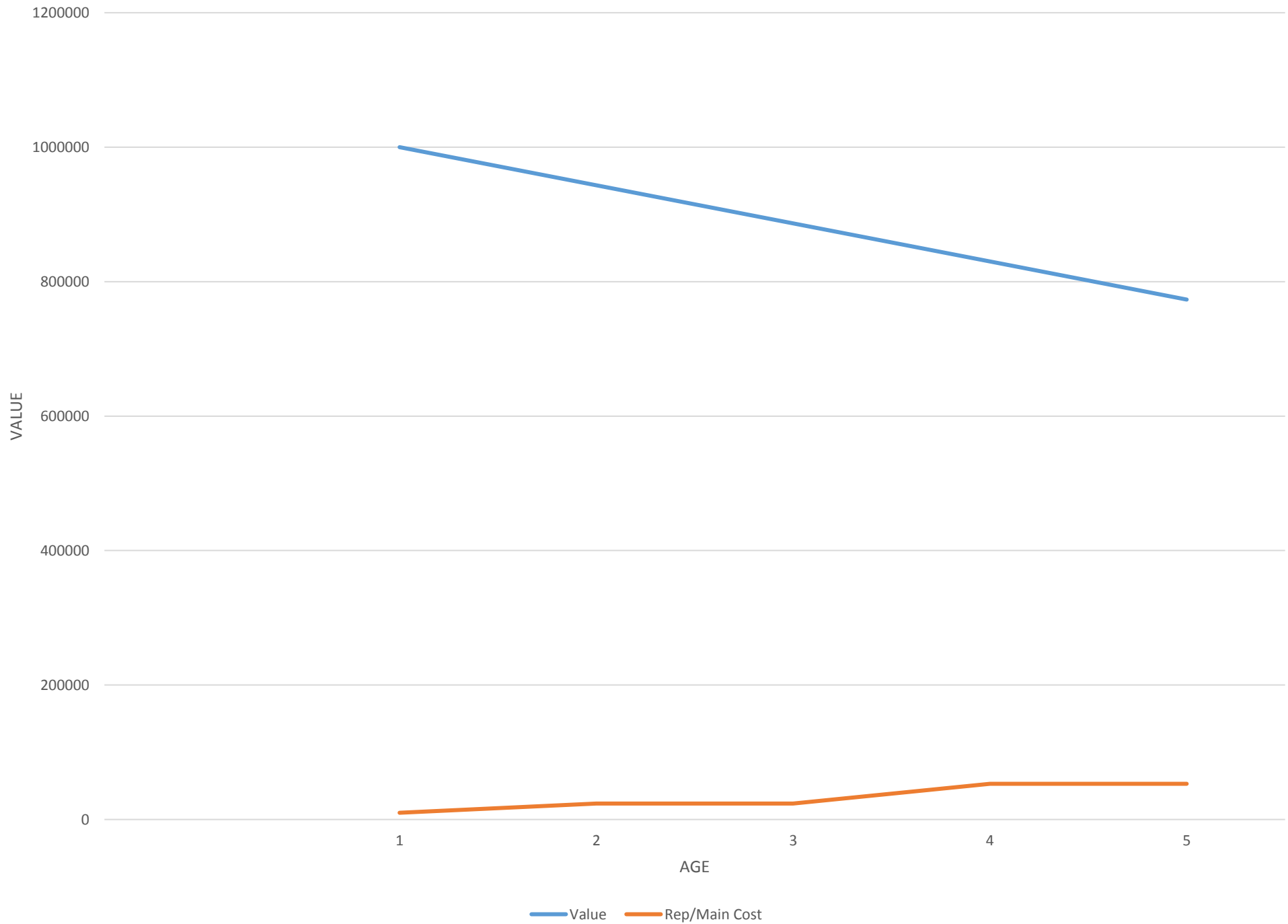
8560 (E391)



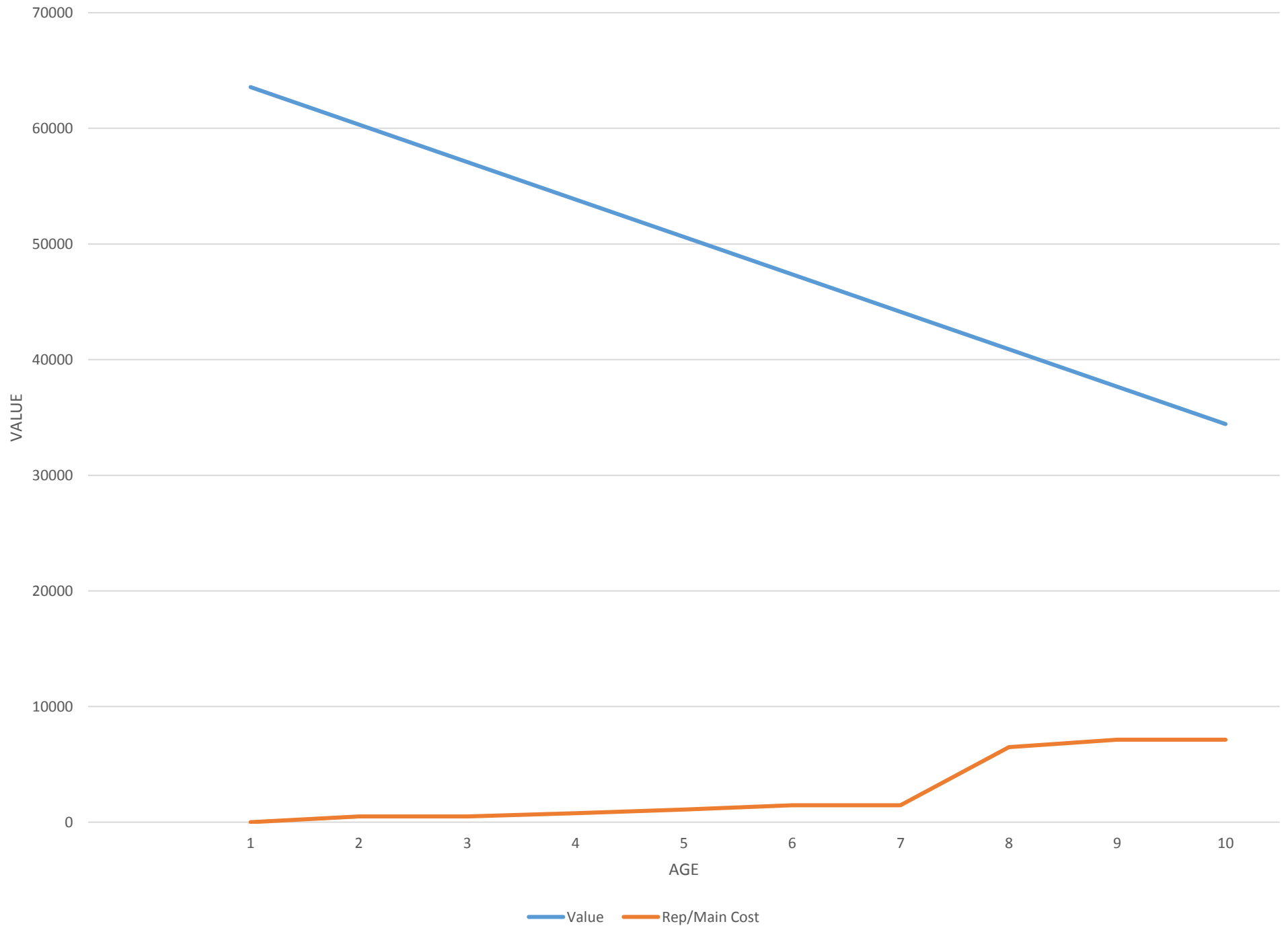
8553 (P91)



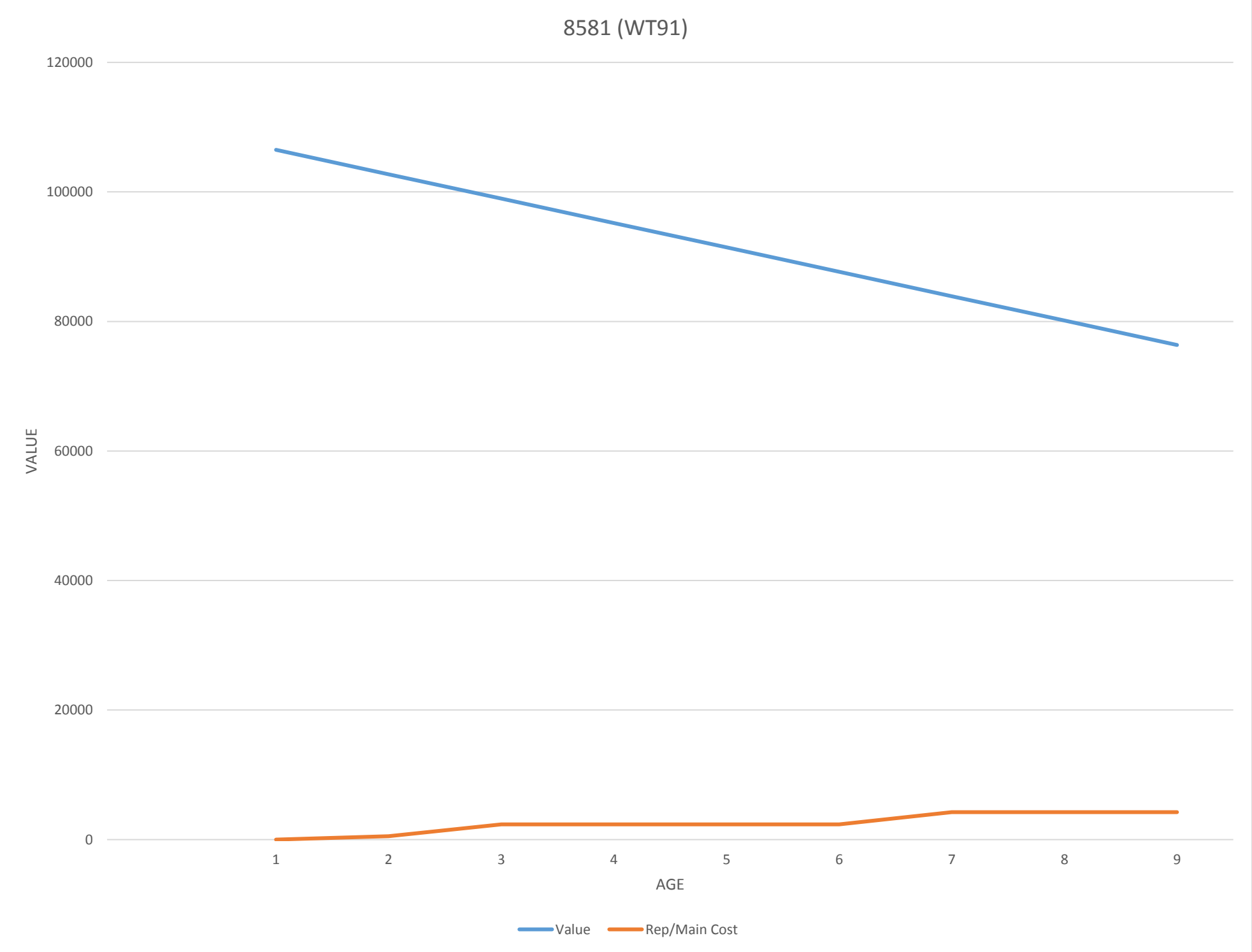
8590 (T85)



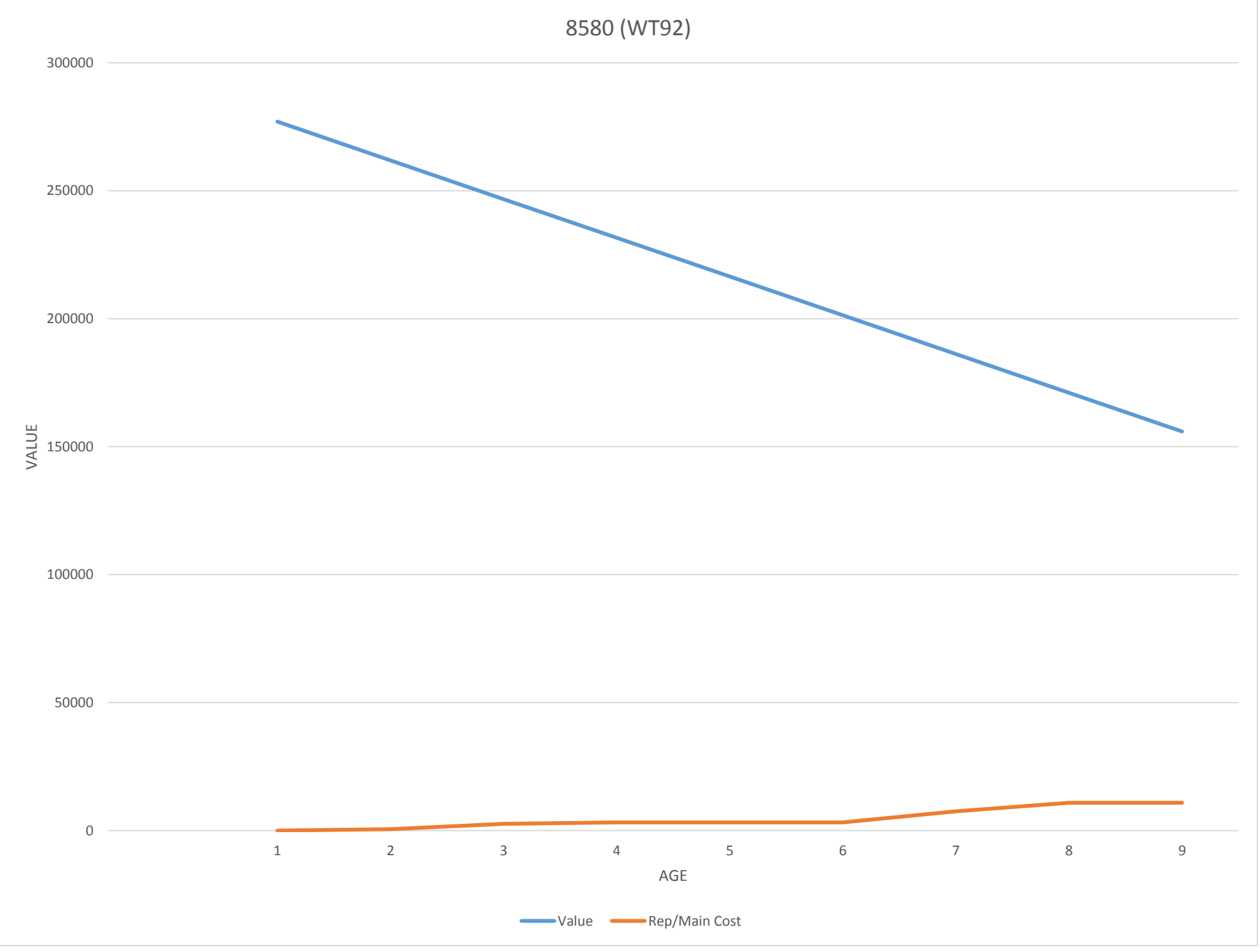
8552 (S91)



8581 (WT91)



8580 (WT92)



Accountability Act
Annual Report – 2015/2016
El Dorado Hills Joint County Water/Fire District-Latrobe Zone

The special tax measure passed under Government Code Section 50075 by the voters in the Latrobe Fire Protection District, now the El Dorado Hills County Water District, was specifically intended to develop and maintain fire and rescue services in the Latrobe Community. The measurement adopted to evaluate the success of the additional funds in the fire district was to accomplish and maintain an ISO rating for the District. Prior to this time, the District was unrated and the homeowners were subject to high homeowner insurance rates. All funds have been assigned each year to the annual operating budget for purchase and maintenance of rescue and firefighting equipment and apparatus. The district accomplished an ISO rating in the first year following the voter approval tax measure. El Dorado Hills Joint County Water/Fire District continues to maintain this ISO rating with the assistance of the special tax funding.

During fiscal year 2015/16, the funds collected by the special tax were \$35,588. The funds expended for Services and Supplies totaled \$724,984, of which the excess over and above the special tax was funded by annual property taxes.

There are no projects required or authorized to be funded under Section 50075.1 from this special tax.

Approved by the El Dorado Hills County Water District Board of Directors on January 19, 2017.

Greg Durante, President

ATTEST:

Jessica Braddock, Board Secretary